



US009189437B2

(12) **United States Patent**
Tasler

(10) **Patent No.:** **US 9,189,437 B2**
(45) **Date of Patent:** ***Nov. 17, 2015**

(54) **ANALOG DATA GENERATING AND
PROCESSING DEVICE HAVING A
MULTI-USE AUTOMATIC PROCESSOR**

(75) Inventor: **Michael Tasler**, Würzburg (DE)

(73) Assignee: **Papst Licensing GmbH & Co. KG**, St.
Georgen (DE)

(*) Notice: Subject to any disclaimer, the term of this
patent is extended or adjusted under 35
U.S.C. 154(b) by 755 days.

This patent is subject to a terminal dis-
claimer.

(21) Appl. No.: **11/467,092**

(22) Filed: **Aug. 24, 2006**

(65) **Prior Publication Data**

US 2006/0288148 A1 Dec. 21, 2006

Related U.S. Application Data

(60) Continuation of application No. 11/078,778, filed on
Mar. 11, 2005, now abandoned, which is a
continuation of application No. 10/219,105, filed on
Aug. 15, 2002, now Pat. No. 6,895,449, which is a
division of application No. 09/331,002, filed on Jun.
14, 1999, now Pat. No. 6,470,399.

(30) **Foreign Application Priority Data**

Mar. 4, 1997 (DE) 197 08 755
Mar. 3, 1998 (WO) PCT/EP98/01187

(51) **Int. Cl.**
G06F 13/28 (2006.01)
G06F 13/12 (2006.01)
(Continued)

(52) **U.S. Cl.**
CPC **G06F 13/385** (2013.01); **G06F 3/0605**
(2013.01); **G06F 3/0607** (2013.01);
(Continued)

(58) **Field of Classification Search**

CPC ... G06F 3/0605; G06F 3/0613; G06F 3/0664;
G06F 13/385; G06F 3/0607; G06F 13/387;
G06F 3/0676; G06F 3/0661
USPC 710/1, 15, 63
See application file for complete search history.

(56) **References Cited**

U.S. PATENT DOCUMENTS

3,714,635 A 1/1973 Hamilton et al.
3,805,245 A 4/1974 Brooks et al.

(Continued)

FOREIGN PATENT DOCUMENTS

CA 2013 446 10/1990
DE 3624373 A1 1/1987

(Continued)

OTHER PUBLICATIONS

"OpenHCI Specification for USB" by Compaq, Microsoft, National
Semiconductor, Oct. 10, 1996, Release V1.0a, pp. 1-146.*

(Continued)

Primary Examiner — Chun-Kuan Lee

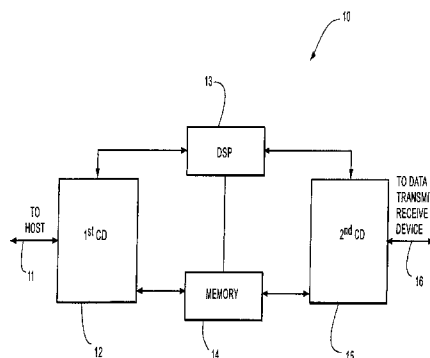
(74) *Attorney, Agent, or Firm* — The Meola Firm, PLLC

(57)

ABSTRACT

An interface device (10) provides fast data communication
between a host device with input/output interfaces and a data
transmit/receive device, wherein the interface device (10)
comprises a processor means (13), a memory means (14), a
first connecting device (12) for interfacing the host device
with the interface device, and a second connecting device (15)
for interfacing the interface device (10) with the data trans-
mit/receive device. The interface device (10) is configured by
the processor means (13) and the memory means (14) in such
a way that, when receiving an inquiry from the host device via
the first connecting device (12) as to the type of a device
attached to the host device, regardless of the type of the data
transmit/receive device, the interface device sends a signal to
the host device via the first connecting device (12) which
signals to the host device that it is communicating with an
input/output device.

45 Claims, 2 Drawing Sheets



(51)	Int. Cl.		5,576,757 A *	11/1996	Roberts et al.	348/220.1
	G06F 13/38	(2006.01)	5,579,529 A	11/1996	Terrell et al.	
	G06F 3/06	(2006.01)	5,581,741 A	12/1996	Clark et al.	
			5,596,628 A	1/1997	Klein	
(52)	U.S. Cl.		5,614,344 A	3/1997	Kawakami et al.	
	CPC	G06F3/0613 (2013.01); G06F 3/0661	5,614,670 A	3/1997	Nazarian et al.	
		(2013.01); G06F 3/0664 (2013.01); G06F	5,614,948 A *	3/1997	Hannah	348/255
		3/0676 (2013.01); G06F 13/387 (2013.01)	5,619,659 A	4/1997	Kikinis et al.	
			5,625,800 A	4/1997	Brayton et al.	
			5,625,840 A	4/1997	Numata et al.	
			5,628,030 A	5/1997	Tuckner	
(56)	References Cited		5,630,164 A	5/1997	Williams et al.	
	U.S. PATENT DOCUMENTS		5,634,075 A *	5/1997	Smith et al.	710/9
			5,638,299 A	6/1997	Miller	
			5,639,606 A	6/1997	Wiley	
			5,640,204 A	6/1997	Tsutsui	
			5,663,901 A	9/1997	Wallace et al.	
			5,668,976 A	9/1997	Zook	
			5,689,710 A	11/1997	Stanley et al.	
			5,692,134 A *	11/1997	Wang et al.	710/104
			5,692,159 A	11/1997	Shand	
			5,696,970 A	12/1997	Sandage et al.	
			5,703,584 A	12/1997	Hill	
			5,712,682 A	1/1998	Hannah	
			5,724,155 A	3/1998	Saito	
			5,724,574 A	3/1998	Stratigos et al.	
			5,742,934 A *	4/1998	Shinohara	711/103
			5,748,924 A	5/1998	Llorens et al.	
			5,754,227 A	5/1998	Fukuoka	
			5,764,546 A	6/1998	Bryant et al.	
			5,765,027 A	6/1998	Wang et al.	
			5,778,205 A	7/1998	Orimoto	
			5,778,384 A	7/1998	Provino et al.	
			5,784,581 A	7/1998	Hannah	
			5,790,193 A	8/1998	Ohmori	
			5,794,032 A	8/1998	Leyda	
			5,802,325 A	9/1998	Le Roux	
			5,802,385 A	9/1998	Densham et al.	
			5,806,072 A	9/1998	Kuba et al.	
			5,812,879 A	9/1998	Moro	
			5,815,201 A	9/1998	Hashimoto	
			5,815,205 A	9/1998	Hashimoto et al.	
			5,822,614 A	10/1998	Kenton et al.	
			5,841,471 A	11/1998	Endsley et al.	
			5,844,961 A	12/1998	McEvoy et al.	
			5,845,094 A	12/1998	Beauchamp et al.	
			5,848,420 A	12/1998	Xu	
			5,854,905 A	12/1998	Garney	
			5,854,949 A	12/1998	Furukawa et al.	
			5,871,368 A	2/1999	Erdner et al.	
			5,875,415 A	2/1999	Lieb et al.	
			5,877,975 A	3/1999	Jigour et al.	
			5,878,248 A	3/1999	Tehrani et al.	
			5,881,366 A	3/1999	Bodenmann et al.	
			5,884,103 A	3/1999	Terho et al.	
			5,892,939 A	4/1999	Call et al.	
			5,914,748 A *	6/1999	Parulski et al.	348/239
			5,915,106 A	6/1999	Ard	
			5,917,545 A	6/1999	Kowno et al.	
			5,920,709 A	7/1999	Hartung et al.	
			5,923,193 A	7/1999	Bloch et al.	
			5,926,208 A	7/1999	Noonen et al.	
			5,928,347 A	7/1999	Jones et al.	
			5,929,903 A	7/1999	Kiesow	
			5,930,480 A	7/1999	Staats	
			5,935,224 A	8/1999	Svancarek et al.	
			5,937,423 A	8/1999	Robinson	
			5,946,386 A	8/1999	Rogers et al.	
			5,948,091 A *	9/1999	Kerigan et al.	710/10
			5,969,750 A *	10/1999	Hsieh et al.	348/14.1
			5,974,161 A	10/1999	York	
			5,991,530 A	11/1999	Okada et al.	
			5,995,080 A	11/1999	Biro et al.	
			6,005,613 A	12/1999	Endsley et al.	
			6,012,113 A	1/2000	Tuckner	
			6,014,430 A	1/2000	Gosney et al.	
			6,023,292 A	2/2000	Wakui	
			6,026,217 A	2/2000	Adiletta	
			6,029,215 A	2/2000	Watts, Jr. et al.	

(56)

References Cited**U.S. PATENT DOCUMENTS**

6,067,584	A	5/2000	Hayles et al.
6,081,856	A	6/2000	Comer
6,086,430	A	7/2000	Amoni et al.
6,088,532	A	7/2000	Yamamoto et al.
6,094,219	A	7/2000	Roberts et al.
6,098,116	A	8/2000	Nixon et al.
6,101,276	A	8/2000	Adiletta et al.
6,104,430	A	8/2000	Fukuoka
6,111,604	A *	8/2000	Hashimoto et al. 348/220.1
6,119,180	A	9/2000	Terho et al.
6,131,125	A	10/2000	Rostoker et al.
6,147,703	A	11/2000	Miller et al.
6,149,316	A	11/2000	Harari et al.
6,163,344	A	12/2000	Kawamura et al.
6,182,145	B1	1/2001	Schuman et al.
6,188,675	B1	2/2001	Casper et al.
6,256,319	B1	7/2001	Apgar et al.
6,256,452	B1	7/2001	Yamamoto
6,260,102	B1	7/2001	Robinson
6,286,073	B1	9/2001	Vegter
6,292,589	B1	9/2001	Chow et al.
6,298,388	B1	10/2001	Taguchi
6,344,875	B1	2/2002	Hashimoto et al.
6,424,809	B1	7/2002	Yamamoto et al.
6,441,854	B2	8/2002	Fellegara et al.
6,470,399	B1	10/2002	Tasler
6,654,050	B2	11/2003	Karube et al.
6,670,985	B2	12/2003	Karube et al.
6,895,449	B2	5/2005	Tasler
7,046,276	B2	5/2006	Hashimoto et al.
2001/0050711	A1	12/2001	Karube et al.

FOREIGN PATENT DOCUMENTS

DE	88 G 3559	3/1989
DE	390 332 B	4/1990
DE	41 37 928 A1	5/1992
DE	195 28 889 A1	8/1995
DE	296 07 724 U	4/1996
DE	195 28 889 A1	2/1997
EP	0 03 044	4/1984
EP	0 229 700	7/1987
EP	0 259 786 A1	9/1987
EP	0 391 157 A2	3/1990
EP	0 685 799 A1	5/1995
EP	0685 799 A1	12/1995
EP	0 705 037 A2	3/1996
JP	53145535 A	12/1978
JP	61034652 A	2/1986
JP	61060164 A	3/1986
JP	63-133204	6/1988
JP	01303554 A	7/1989
JP	01293404 A	11/1989
JP	02-051727	2/1990
JP	02114351 A	4/1990
JP	03-246654	11/1991
JP	04-133152	5/1992
JP	04-213715	8/1992
JP	04-309156	10/1992
JP	06-052087	2/1994
JP	06-067815	3/1994
JP	06-83917	3/1994
JP	06-090423	3/1994
JP	06-301607	10/1994
JP	6-301607	10/1994
JP	07-044290	2/1995
JP	07-177406	7/1995
JP	07-202982	8/1995
JP	08-110883	4/1996
JP	8-110883	4/1996
JP	08-130702	5/1996
JP	H8-130702	5/1996
JP	08-191375	7/1996
JP	8-191410	7/1996

JP	08-191412	7/1996
JP	08-223341	8/1996
JP	08-328990	12/1996
JP	09016506 A	1/1997
JP	09-091237	4/1997
JP	10-177535	6/1998
WO	WO 91/02212	2/1991
WO	WO 94/19746	9/1994
WO	WO 94/27223	11/1994
WO	WO 96/27159	9/1996

OTHER PUBLICATIONS

Robert Ristelhueber, "Plug and play is almost here. (automatic configuration of PCs and peripherals)," May 1994, Electronic Business Buyer, v20 , n5 , pp. 43-45.*

IEEE Standard for a High Performance Serial Bus, 1996. 392 pp. (IEEE Std 1394-1995).

Digidesign 882/20 I/O Audio Interface Installation Guide, 14 pp.

Information Technology—Serial Bus Protocol 2 (SBP-2), T10 Project 1155D, Revision 4, May 19, 1998, 107 pp.

An American National Standard, IEEE Standard for a Simple 32-Bit Backplane Bus: NuBus; 1998, 51 pp. (ANSI/IEEE 1196-1987).

Polaroid Digital Camera PDC-2000 User Guide for Macintosh or Windows applications (142 pp.).

apple-history.com, Macintosh Quadra 650 (with NuBus Slots), Apple Computer, Inc., (produce introduced Oct. 1993) Nov. 29, 2005, 2 pp.

Wang, James www.sims.berkeley.edu Third Party NuBus AV (Audio-Video) Cards, 1993-1996 1 pg.

Accredited Standards Committee X3, Information Technology, John Lohmeyer, X3T10/96-202r1, Agenda and Results of Meeting, X3T10 SCSI Working Group Meeting, Jul. 24, 1996 (6 pp.).

Intel Corporation, Universal Host Controller Interface Design Guide (UHCI), Revision 1.1, Mar. 1996 (47 pp.).

Twain Working Group Committee, Twain Toolkit Release V1.6, Twain Specification Release, Feb. 5, 1996 (367 pp.).

Digidesign Website, www.digidesign.com, Tabular cross-reference "Pro Tools 4.0.1 NuBus Systems compatibility" as supported by Digidesign, Inc., Palo Alto, CA, 3 pp.

Twain Working Group, www.twain.org, About Twain, 4 pp.

Pournelle Alex, Jetsend Technology Allows Device connectivity with No Servers, Drivers, or Code, Computer Technology Review, Jul. 1999, vol. 19, Iss. 7, p. 22, 4 pp.

Business Editors/Technology Writers, Salutation Port-of-Entry Software Lets Application Developers Control Network Peripherals from the Windows Desktop, Business Wire, Jul. 13, 1998, p. 1 (3 pp.).

Wire Feed, HP Introduces JetSend for Pocket PC JetSend Solutions Now Compatible with Complete Range of Microsoft Windows CE- and Pocket PC-based Products, M2 Presswire, Apr. 26, 2000, p. 1 (3 pp.).

Stedman, John HP and TROY Group Extend JetSend Protocol to Simplify Printing Over Networks and the Internet; JetSend Protocol Expands Cutting-edge Capabilities to Non-HP Printers, HP Deskjet Printers, Legacy HP LaserJet Printers and Future Products, M2 Presswire, Feb. 10, 2000, p. 1 (2 pp.).

Business Editors, An Industry First, 'TROY Group's NetSend Makes Up to 9 Million HP Legacy Printers Internet-Ready, Business Wire, Nov. 16, 1999, p. 1 (3 pp.).

Keele, Richard Designing Control Units that Interface Peripherals to the IBM I/O Channel, Computer Technology Review, Fall 1988; vol. 8, Iss. 13, p. 71 (1 page).

Lang, Michael Optical Server Uses Network Protocol for Plug-and-Play Integration, Computer Technology Review, Dec. 1993, vol. 13, Iss. 15, p. 85 (3 pp.).

Bursky, Dave Inter-System Communication Standard to Ease Clustered System Implementation, Electronic Design, Oct. 13, 1997, vol. 45, Iss. 22, p. 32 (3 pp.).

Hadden, Thomas H., Tape Drive Without Backup Software? Wait No More, Computer Technology Review Los Angeles, Oct. 1995, vol. 15 Iss. 10, p. 34 (4 pp.).

Ferelli, Mark, 12-inch WORM becomes the key to document image processing Computer Technology Review Los Angeles, Mar. 1994, vol. 14, Iss. 3, p. 1 (3 pp.).

(56)

References Cited**OTHER PUBLICATIONS**

Nelson, Andy Catching a Direct Bus. InfoWorld, Jun. 17, 1996, vol. 18, Iss. 25, p. 129 (2 pp.).

DeMonker, Judy 120 Moves Into Clustering, Storage Arenas, InfoWorld, Dec. 9, 1996, vol. 18, Iss. 50, p. 37 (2 pp.).

Krause, Reinhardt I/O Driver Spec to be Unveiled, Electronic News, Jan. 29, 1996, vol. 42, Iss. 2101, p. 1 (3 pp.).

Microsoft Windows 95 README for MS-DOS Device Drivers, Aug. 1995, p. 1 (2 pp.).

Lang, Michael Optical server uses network protocols for plug-and-play integration, Computer Technology Review: Special Fall Issue, Los Angeles, Dec. 1993, vol. 13, Iss. 15 p. 85 (6 pp.).

Printouts made in 2007 from three web pages that concern commercial information about the Nikon Coolpix 100 camera. (English).

Manual for Nikon Coolpix 100 camera that was downloaded from Nikon's web site in 2007. (English).

Photocopies of materials that came with a used Nikon Coolpix 100 camera that was purchased in 2007 in Europe. (German and English).

A printout showing the file directory structure of the files contained in a CD-ROM that came with a used Nikon Coolpix 100 camera that was purchased in Europe in 2007. (English).

A file called "COOL110S.PDF" that is stored in the CD-ROM that came with the used Nikon Coolpix camera that was purchased in Europe in 2007, the document contained in this file being entitled "Nikon Camara Digital Coolpix 100 Manual del Usuario." (Spanish).

Pictures of a used Nikon Coolpix 100 camera that was purchased in the United States in 2007, one of the pictures showing the camera in a disassembled state.

A Nikon Coolpix 100 camera manual that was purchased in 2007 in the United States. (English).

Colloquium on "PC-Based Instrumentation" Martin, Steve; Digest No. 1990/025, The Institution of Electrical Engineers, London (4 pages).

High Speed PC-based Data Acquisition Systems, Payne, Jeffrey R, Bradford A. Menz, et al.; 1995 IEEE, pp. 2140-2145.

Implementing Remote Procedure Calls, Birrell, Andrew D. and Nelson, Bruce Jay; Xerox Palo Alto Research Center, ACM Transactions on Computer Systems, vol. 2, No. 1, Feb. 1984, pp. 39-59.

QV-10 Digital Camera—News Release Nov. 14, 1994 (Feb. 1995 correction) Portable Image Information Equipment of Multimedia Age—Liquid Crystal Digital Camera of Compact Size (Jun. 7, 2007) CAP-020276 (internet web pages) 4 pages.

It's the Most Effective, Cost-Sensitive Way to Publish Your Inventions; IBM Technical Disclosure Bulletin, vol. 38, No. 5, May 1995 (4 pages) CAP-020280.

Casio's QV-10: Portable Presentations (Oct. 1995) (2 pages).

About.com: Inventors—History of the Digital Camera, Bellis, Mary, 2 pages.

Wikipedia: Digital Camera (13 pages).

A Brief Info on Kodak DCS-Series Digital Still SLR Cameras (10 pages).

A Brief Info on Kodak DCS-Series Digital Still SLR Cameras Part II—DCS-400 Series with Nikon N90(s)/F90(x) Body Chassis (10 pages).

Card Information Structure of Nikon Coolpix 100 Memory.

Manual for Sony Digital Still Camera DSC-F 1 (60 pages).

Sony PC Connecting Kit—Operating Instructions (127 pages).

Sony DSC-F1 Digital Still Camera (2 page).

Manual for Canon EOS-DCS 3C Digital Camera (314 pages).

Spec Sheet for Canon EOS-DCS 3C Digital Camera (2 pages).

Spec Sheet for Canon PS600 Digital Camera (1 page).

Information Regarding Olympus Camedia C-800L Digital Camera.

Kodak DC20 Camera Manual (37 pages).

Kodak DC 25 Camera Manual (47 pages).

Kodak Picture Easy Software (1 page).

Kodak Picture Works Software (2 pages).

Universal Serial Bus Specification, 1.0 Final Draft Revision, Nov. 13, 1995.

Universal Serial Bus Specification, Revision 1.0, Jan. 15, 1996.

Brochure for Nikon Coolpix 100 camera (English translation provided) (8 pages).

Nikon COOLPIX 100 Specification (4 pages).

Technical Specs—QV-10A—QV Series—Cameras—Products—CASIO (1 page).

QV-LINK Version 2.0 for Window (QVLINK-README.TXT) (5 pages).

Qv-10B Owner's Manuel (Casio) (23 pages).

Information Technology—Serial Bus Protocol 2 (SBP -2), T10 Project 1155D, Revision 4, May 19, 1998, 107 pp.

Accredited Standards Committee X3, Information Technology, John Lohmeyer, X3T10/96-202r1, Agenda and Results of Meeting, X3T10 SCSI Working Group Meeting, Jul. 24, 1996 (6 pp.).

Business Editors, An Industry First, TROY Group's NetSend Makes Up to 9 Million HP Legacy Printers Internet-Ready, Business Wire, Nov. 16, 1999, p. 1 (3 pp.).

Bursky, Dave Inter-System Communication Standard to Ease Clustered System Implementation, Electronic Design, Oct. 13, 1997, vol. 45, Iss. 22, p. 32(3 pp.).

Hadden, Thomas H., Tape Drive Without Backup Software? Wait No More, Computer Technology Review Los Angeles, Oct. 1995, vol. 15, Iss. 10, p. 34 (4 pp.).

USB: A Neat Package With A Fee Loose Ends; Author: Richard A. Quinnell; pp. 38-52; EDN Date: Oct. 24, 1996.

The SCSI Bus and IDE Interface Book; Author: Friedhelm Schmidt; Publication Date: Jun. 17, 1995 (German version published in 1993).

"Device Class Definition for Human Interface Devices (HID)" version 1.0—Final; Publication Date: Jun. 21, 1997.

"Derived Virtual Devices: A Secure Distributed File System Mechanism"; Publication Date: Sep. 17, 1996.

Camera Manufacturers Invalidit Contentions; Jun. 18, 2008.

Exhibit A to Reference No. 22.

Case 1:07-mc-00493-RMC; Document 160; Filed Jun. 30, 2008.

Case 1:07-mc-00493-RMC; Document 160-2; Filed Jun. 30, 2008.

Case 1:07-mc-00493-RMC; Document 160-3; Filed Jun. 30, 2008.

Data Disasters: What Not To Do; Author; Michael Lang; Date: Dec. 1993.

PC-based Data Acquisition in an Industrial Environment; Author: Steve Martin; Date: 1990.

Jul. 1996 Apple article on SCSI drivers; Date: Jul. 3, 1996.

Designing Control Units; Author: Richard Keele; Date: Jan. 31, 1989.

Exhibit A40—Case 1:07-mc-00493-RMC; Document 139-42; Filed Jun. 18, 2008; p. 1 of 16.

Exhibit A41—Case 1:07-mc-00493-RMC; Document 139-43; Filed Jun. 18, 2008; p. 1 of 16.

Exhibit A42—Case 1:07-mc-00493-RMC; Document 139-44; Filed Jun. 18, 2008; p. 1 of 16.

Exhibit A43—Case 1:07 mc-00493-RMC; Document 139-45; Filed Jun. 18, 2008; p. 1 of 16.

Exhibit A44—Case 1:07-mc-00493-RMC; Document 139-46; Filed Jun. 18, 2008; p. 1 of 16.

Exhibit A45—Case 1:07-mc-00493-RMC; Document 139-47; Filed Jun. 18, 2008; p. 1 of 16.

Exhibit A46—Case 1:07 mc-00493-RMC; Document 139-48; Filed Jun. 18, 2008; p. 1 of 16.

Exhibit A47—Case 1:07-mc-00493-RMC; Document 139-49; Filed Jun. 18, 2008; p. 1 of 6.

Article: Search The European Classification; Physics: Computing; Calculating and Counting.

"About the SCSI Manager," Developer Connection—Inside Macintosh: Devices / Chapter 3-SCSI Manager (6 pgs), © Apple Computer, Inc., Jul. 3, 1996.

Clarifications to Plug and Play ISA Specification, Version 1.0a.

"Digital Video Camera Recorder—Digital Handycam DCR-VX1000," © 1995 by Sony Corporation.

"LK-12S for Windows 95—Connection Kit for the Casio LCD Digital Camera," QV-Link, Version 2.6 Owner's Manual.

"Plug and Play ISA Specification," Version 1.0a, © 1993,1994 by Intel Corporation and Microsoft Corporation.

"Plug and Play SCSI Specification," Version 1.0, © 1994 by Adaptec, AT&T Global Information Solutions, Digital Equip. Corp., Future Domain, Maxtor and Microsoft.

(56)

References Cited

OTHER PUBLICATIONS

- "Salutation Port-of-Entry Software Lets Application Developers Control Network Peripherals from the Windows Desktop," Desktop Business Wire, Inc., San Jose, CA, Jul. 13, 1998.
- "The SCSI Bus and IDE Interface," Addison-Wesley, Sect. 14.2-25.2, pp. 183-301.
- "Universal Serial Bus," http://www.homestayfinder.com/Dictionary.aspx?q=Universal_Serial_Bus.
- "Universal Serial Bus," Wikipedia, <http://www.en.wikipedia.org/wiki/USB>.
- Agrawal, Prathima, et al., "A Testbed for Mobile Networked Computing," AT&T Bell Laboratories, Murray Hill, NJ.
- Annamalai et al., "Emerging High-Speed Local-Area Networks and Wide-Area Networks," Proceedings, SPIE (International Society for Optical Engineering), vol. 2608, Oct. 24-26, 1995 (Philadelphia, PA).
- Apple Computer, Inc., Macintosh Quadra 700, Developer Technical Publications (1991).
- Apple Computer, Inc., Chapter 1, "Hardware," Macintosh PowerBook 160 and Macintosh PowerBook 180 (2000).
- Apple Computer, Inc., excerpt, "Devices," *Inside Macintosh* (1994).
- Apple Technical Library, Chapters 1 and 2, "Introduction to File Management" and "File Manager," *Inside Macintosh* (1992).
- Bowen, Jonathan, "A User-Friendly Interface Adapter" Computing Laboratory, Oxford University (Oxford, UK).
- Business Wire, "HP Receives Industry's First Windows 95 Flatbed-Scanner Certification; HP ScanJet 4c and 4p Scanners Now Provide Easy Installation," Published Nov. 11, 1996.
- Casio, Owner's Manual for QV-10 B liquid crystal digital camera.
- Chan et al. "A Mega-Pixel Resolution PC Digital Still Camera," *SPIE*, 2654:164-172 (1996).
- Chapter 6, "Power Manager Reference".
- Clarke, P., "Two European Vendors Roll Peripheral ICs," *Electronic Engineering Times*, No. 928 (Nov. 18, 1996).
- Compaq, Intel, Microsoft, and NEC, "Universal Serial Bus Specification," Revision 1.1 (Sep. 23, 1998).
- Correll, K., and Ulichney, R., "The J300 Family of Video and Audio Adapters: Architecture and Hardware Design," *Digital Technical Journal*, vol. 7, No. 4 (1995).
- Davis, T., "The Path to a Custom Lab is Through a PC and an External Interface," *Research & Development* (Apr. 1985).
- DiNucci, Darcy, et al., excerpt, "SCSI ID," *Macintosh Bible* (5th Edition) translated to Japanese (1995).
- Eastman Kodak User's Manual for "Kodak Professional DCS 200 Digital Camera" (1993).
- Eastman Kodak User's Manual for EOS DCS 1, EOS DCS 3 and EOS DCS 5 digital cameras (1997).
- Excerpt of chapter 6, Macintosh "SCSI ID" (1994).
- Gadre, D., "Using the Parallel Adapter as a Host Interface Port: New Uses for Old Tools," *Dr. Dobbs' Journal* (Apr. 1996).
- Gallagher, Paul, "A MegaPixel Camera With SCSI Interface" (International Robots and Vision Automation Conference, May 9-11, 1995, Detroit, MI).
- Gallant, John, "Advancing the Art of Industrial Video Imaging: CCD Cameras and Frame Grabbers," *EDN Access*, <http://www.edn.com/archives/1996/011896/<http://www.edn.com/archives/201996%20011896/>02df2.htm>.
- Heiman, E., "Maximize Computer Storage with an IPI Controller: Integrate a High Data-Transfer Rate Disk Controller Into Your Computer System" (Apr. 13, 1989).
- HighBeam Research, "1997 Technology Forecast," Published in Business New on Jan. 6, 1997.
- Himowitz, M. J., "Digital Watching/Infotech/Technology Monitor," *Time, Inc.* (Feb. 17, 1997).
- Hitoshi et al., "High Definition Image Capturing Camera HC-1000," vol. 17, No. 16 (Mar. 4, 1993).
- Hoffman, Gary, "A/V Digital Interface of Choice," *IEEE* 1394 (Jan. 1996).
- HP Photosmart Digital Camera—How the HP PhotoSmart Digital Camera Works.
- HP PhotoSmart Digital Camera—Product Overview.
- HP PhotoSmart Digital Camera—Product Specifications (Model No. C5340A).
- HP PhotoSmart Digital Camera C20/C30/C200 Series—TWAIN Technology Overview.
- HP website, HP Photosmart digital camera—Accessories, Parts, Supplies, and Manuals.
- HP website, HP Photosmart Digital Camera—What Ships in the Box.
- HpNOW, "PhotoSmart System" (Mar. 18, 1997).
- Isoyama et al., "ISDN Basic Interface for Sumistation," Sumitomo Electric Technical Review, No. 31 (Jan. 1991).
- Jones, Douglas W., "Disk Interfaces," University of Iowa, Department of Computer Science (Fall 1996).
- Kleiman, S., Vnodes: An Architecture for Multiple file System Types in Sun UNIX (Sun Microsystems).
- Kodak DCS-Digital Still SLR camera, "A brief info on Kodak DCS-Series Digital Still SLR cameras" (Oct. 30, 2006).
- Kodak Professional DCS 200 Digital Camera (in Japanese language).
- Kodak TIB4234, DCS 200 AC Power Adapter, Kodak Technical Information Bulletin (Jun. 2000).
- Kodak User's Guide for DC25 Digital Camera.
- Lang, Michael, "Optical Server Uses Network Protocols for Plug-and-Play Integration," *Computer Technology Review* (Special Fall Issue, Dec. 1993).
- Moore, D.J., "Multimedia Presentation Development Using the Audio Visual Connection," *IBM Systems Journal*, vol. 29, No. 4 (1990).
- Müller, H., et al., "The CHI, a New Fastbus Interface and Processor," *IEEE Transaction on Nuclear Science*, vol. 37, No. 2.
- Nikon F-801s—N8008s Repair Manual, Nikon Corporation.
- Nikon N8008s AF Instruction Manual.
- Note, S., et al. "Rapid prototyping of DSP systems: requirements and solutions," pp. 88-96, 1074-6005/95 © 1995 IEEE.
- Oda, K., et al., "The Development of Digital Still Camera Using 1.3M-Pixel VT-CCD Image Sensor," *ITE Technical Report*, vol. 19, No. 60 (Nov. 15, 1995).
- Okuda, K., chapter from book, "MacRecorder," translated to Japanese (Jul. 20, 1992).
- Pournelle, A., "JetSend Technology Allows Device Connectivity With No Servers, Drivers, or Code—Company Business and Marketing," *Computer Technology Review* (Jul. 1999).
- Quinnell, R., "The Mighty Morphin' PCI Bus," *EDN* (Apr. 25, 1996).
- Rieg, E., "Improved design avoids bottlenecks," *Elektronik*, Sep. 29, 1989; 38(20): pp. 52-56, (German) English translation.
- Sawert, B., "The Advanced SCSI Programming Interface," *Dr. Dobbs' Journal* (Mar. 1994).
- Schmidt, F., "SCSI-Bus und IDE-Schnittstelle," Sect. 3.5-3.17.3, pp. 174-316.
- Schmidt, F., "The SCSI Bus and IDE Interface—Protocols, Applications and Programming," translated (English) from the German edition SCSI-Bus und IDE-Schnittstelle, Addison-Wesley (Deutschland) GmbH.
- Section 5, "Using the DCS 200 Camera with a PC," of Kodak User's Manual.
- Section 8, "Reference-Kodak Driver for Aldus PhotoStyler Software," of Kodak User's Manual.
- Sheppard et al., "Engineering Advances: New Opportunities for Bio-medical Engineers," Proceedings of the 16th Annual International Conference of the IEEE Engineering in Medicine and Biology Society, vol. 16 (11/3-6/94).
- Simpson, R. W., "High Performance, Dual Speed CCD Camera System for Scientific Imaging," *SPIE*, vol. 2654 (Jan. 31, 1996).
- Slater, M., "Universal Serial Bus to Simplify PC/IO: New Interface to Service Keyboards, Mice, Telecom, and More," *Microprocessor Report*, vol. 9, No. 5 (Apr. 17, 1995).
- Sony Semiconductor, "New Interface of Digital Network Age," *IEEE* 1394.
- Spragens, J., "Kodak DCS 420 Takes Photographers Out of the Dark-room and Onto Disk," *InfoWorld* (Feb. 13, 1995).
- SystemSoft® Corporation and Intel Corporation®, "Universal Serial Bus Common Class Specification" (Dec. 16, 1997).
- Tatkov, M., et al. "New techniques for high-speed data acquisition," p. 39-49; *Electronic Engineering*, vol. 62, No. 765 (Sep. 1990).

(56)

References Cited

OTHER PUBLICATIONS

Universal Serial Bus Mass Storage Class; UFI Command Specification, Revision 1.0.

USB Implementers' Forum, "Universal Serial Bus (USB): Device Class Definition for Human Interface Devices (HID)," Version 1.0—Final (1997).

Van Meter, Rodney, et al. (University of Southern California, Information Sciences Institute), "Derived Virtual Devices: A Secured Distributed File System Mechanism," Fifth NASA Goddard Space Flight Center Conference on Mass Storage Systems and Technologies (Sep. 17, 1996).

Wetzel, A. T. and Schell, M.R., "Consumer Applications of the IEEE 1394 Serial Bus, and a 1394/DV Video Editing System," presented at International Conference on Consumer Electronics (Chicago, IL), conference session WPM-6, Intelligent Home Networks.

Williams, tom, "Host-Access Standardization Efforts Ready SCSI for Widespread Use," *Computer Design* (Mar. 1, 1989) 18(2).

Wright, M., "New Peripheral Interfaces: Fast and Full of Features," *EDN* (Oct. 12, 1995).

Wright, M., "USB and IEEE 1394: Pretenders, Contenders, or Locks for Ubiquitous Desktop Deployment?" *EDN* (Apr. 25, 1996).

Yamashina, T. and Ichimura, E., "High Quality Digital Camera," ITE Technical Report, vol. 20., No. 58 (Nov. 15, 1996).

Misc. Action—*HP v. Papst*—Case 1:07-mc-00493-RMC; Document 178; Filed Jul. 11, 2008; p. 1-23.

Exhibit A—Case 1:07-mc-00493-RMC; Document 178-2; Filed Jul. 11, 2008; p. 1-6.

Exhibit A63—Case 1:07-mc-00493-RMC; Document 178-3; Filed Jul. 11, 2008; p. 1-14.

Exhibit A64—Case 1:07-mc-00493-RMC; Document 178-4; Filed Jul. 11, 2008; p. 1-14.

Exhibit A65—Case 1:07-mc-00493-RMC; Document 178-5; Filed Jul. 11, 2008; p. 1-25.

Exhibit A66—Case 1:07-mc-00493-RMC; Document 178-6; Filed Jul. 11, 2008; p. 1-25.

Exhibit A67—Case 1:07-mc-00493-RMC; Document 178-7; Filed Jul. 11, 2008; p. 1-13.

Exhibit A68—Case 1:07-mc-00493-RMC; Document 178-8; Filed Jul. 11, 2008; p. 1-15.

Exhibit A69—Case 1:07-mc-00493-RMC; Document 178-9; Filed Jul. 11, 2008; p. 1-24.

Exhibit A70—Case 1:07-mc-00493-RMC; Document 178-10; Filed Jul. 11, 2008; p. 1-22.

Exhibit A71—Case 1:07-mc-00493-RMC; Document 178-11; Filed Jul. 11, 2008; p. 1-19.

Exhibit A72—Case 1:07-mc-00493-RMC; Document 178-12; Filed Jul. 11, 2008; p. 1-17.

Exhibit A73—Case 1:07-mc-00493-RMC; Document 178-13; Filed Jul. 11, 2008; p. 1-13.

Exhibit A74—Case 1:07-mc-00493-RMC; Document 178-14; Filed Jul. 11, 2008; p. 1-15.

Exhibit A75—Case 1:07-mc-00493-RMC; Document 178-15; Filed Jul. 11, 2008; p. 1-14.

Exhibit A76—Case 1:07-mc-00493-RMC; Document 178-16; Filed Jul. 11, 2008; p. 1-14.

Exhibit A77—Case 1:07-mc-00493-RMC; Document 178-17; Filed Jul. 11, 2008; p. 1-18.

Exhibit A78—Case 1:07-mc-00493-RMC; Document 178-18; Filed Jul. 11, 2008; p. 1-24.

Exhibit A79—Case 1:07-mc-00493-RMC; Document 178-19; Filed Jul. 11, 2008; p. 1-28.

Geotext Translations, Inc. State of New York, County of New York Certification and SCSI-2 Detailed Explanation; Latest SCSI Standard and Command Reference; Authored by Seiichi Sugaya.

Introduction to Macintosh Sound by Kazuhito Okuda.

Geotext Translations, Inc. Stat. of New York, County of New York Certification and Macintosh Bible 5th Edition—Japanese Version; Technical Core Translation; Gijutsu-Hyohron Co. Ltd.

Article: Nov. 11, 1996 HP Receives Industry's First Windows 95—Flatbed-Scanner Certification; HP ScanJet 4c and 4p Scanners Now Provide Easy Installation; <http://findarticles.com>.

Nikon Corporation's and Nikon Inc.'s Supplemental Invalidity Contentions.

Communications Kodak Professional Digital Camera System (Excerpts)—Copyright Date of 1991.

User's Manual Kodak Professional Digital Camera System (Excerpts)—Copyright Date of 1991.

User's Manual EOS•DCS 1, 3 and 5 Digital Cameras—Copyright Date of 1991.

Fujix Software Owner's Manual—Copyright Date Unknown.

Exhibit A80—Case 1:07-mc-00493-RMC; Document 187-2; Filed Jul. 23, 2008; pp. 1-23.

Exhibit A to HP's Subpoena dated Jul. 29, 2008 to Analogic Corporation in connection with MDL.

Documents Produced by Analogic in response to HP's Subpoena dated Jul. 29, 2008 to Analogic Corporation.

Camera Manufacturers' Statement on the Absence of Need for Extensive Discovery Prior to A Markman Hearing; Filed Apr. 4, 2008; 5pp. 1-11.

Exhibit A to Reference 1.

Exhibit B to Reference 1.

Exhibit C to Reference 1.

Exhibit D to Reference 1.

Exhibit E to Reference 1.

Exhibit F to Reference 1.

Camera Manufacturer's Opening Markman Brief; Filed Jul. 23, 2008; pp. 1-55.

Exhibit A to Reference 8.

Exhibit B to Reference 8.

Exhibit C to Reference 8.

Exhibit D to Reference 8.

Exhibit E to Reference 8.

Exhibit F to Reference 8.

Exhibit G to Reference 8.

Exhibit H to Reference 8.

Exhibit I to Reference 8.

Exhibit J to Reference 8.

Exhibit K to Reference 8.

Exhibit L to Reference 2.

Exhibit M to Reference 2.

Exhibit N to Reference 2.

Exhibit O to Reference 2.

Exhibit P to Reference 2.

Exhibit Q to Reference 2.

Camera Manufacturers' Surreply Markman Brief; Aug. 6, 2008; pp. 1-36.

Exhibit R to Reference 26.

Exhibit S to Reference 26.

Exhibit T to Reference 26.

Exhibit U to Reference 26.

Exhibit V to Reference 26.

United States District Court for the District of Columbia in regard to Papst Licensing GmbH & Co. KG Litigation; Misc. Action No. 07-493 (RMC); MDL No. 1880; Camera Manufacturers' First Supplemental Invalidity Contentions.

Exhibit A81.

Exhibit A82.

Exhibit A83.

"14-Bit, 2 MHz A-to-D SCSI Substation," Analogic ® (1992).

"Casio's QV-10: Portable Presentations," (2005), Retrieved from the Internet on Jun. 7, 2007; URL:<http://www.byte.com/art/9510/sec10/art10.htm>.

"Inside Macintosh—Devices," Addison-Wesley Publishing Company.

"Inside Macintosh by Apple Computer, Inc.—Files" Apple Technology Library.

"TRI/+ Program Shippable Products Catalog," Digital Equipment Corporation (1992).

Casio, "Owner's Manual," QV-LINK version 2.6.

Chan, "Kodak Will Market Sandisk's CompactFlash Storage Cards Under Kodak Label a Storage Media for Kodak's New DC25 Cam-

(56)

References Cited

OTHER PUBLICATIONS

era," SanDisk Corporation, Retrieved from the Internet on Jul. 10, 2008: URL: <http://web.archive.org/web/19961114111959/www.sandisk.com/sd/pr/kodak-ct/htm>.

Chan, "Matsushita Introduces New Digital Camera That Uses SanDisk's CompactFlash Cards as the Digital Film," SanDisk Corporation, Public Relations (1997).

McClelland, Deke, Color Quick Cam, Low-Cost Camera for Passable Digital Video; Macworld; Sep. 1996; 13, 9; ABI/Inform Global p. 79 <http://www.adobe.com>.

Chapter 8, "Reference—Kodak Driver for Aldus PhotoStyler Software."

Mannes, "Picture This . . . Filmless Digital Camera New Developments in the World of Photography Make it a Snap to get your Pictures onto Your Computer and Out on the Web," (1996).

McClelland, "Polaroid PDC-2000, New Breed of Camera Creates Images as Cool as its hardware," Magazine Review, (1996), available at <http://web.archive.org/web/19970613215959/www.macworld.com/pages/august.96/Reviews.2274.html>.

QV-10 Digital Camera, "New Product News," (1995).

Rutter, "Digital Still Cameras," (1996).

SanDisk PCMCIA FlashDisks and Windows 95.

Unno et al., "32 MByte High Performance Solid State Disk," *OKI Technical Review*, 155:17-20 (1996).

User Guide for SanDisk PC Card ATA FlashDisk Series.

Weber, "Different Architectures—Each With Advantages, Disadvantages—Vie for Predominance—Innovations Light Fuel under Flash Memory," *Electronic Engineering Times*, 878:1-6 (1995).

Morgenstern, "Digital 'cheese'," *Home Office Computing*, 14(1):82-85 (1996).

Sean Wogstaff; Power Macs get down to better business applications; MACWEEK—Product Watch Jan. 2, 1995 (pp. 79-80).

Galen Gruman; The New Windows; MACWORLD, Feb. 1995 (pp. 104-108).

Business Wire; Connectix Announces QuickCam for Windows; \$99 digital camera is first low-cost video input device for Windows users; Apr. 24, 1995; Copyright 1995 Business Wire, Inc. (pp. 1-2).

Canon—PowerShot 600—Digital Photography; English Edition 2CV 1000 ENG 0796 @ Canon Europa N. V.; 1996.

Connectix for Windows QuickCam User Guide; Sep. 1995.

QuickCam Read Me; Release 1.0.3; Apr. 19, 1995 (pp. 1-5).

PR Newswire; Microsoft Announces Video for Windows 1.1e; Section: Financial News; Dated: Mar. 1, 1995 (pp. 1-2).

Wescon®/96 Conference Proceedings—Anaheim Convention Center, Anaheim, California; Oct. 22-24, 1996; Sponsor by: Los Angeles and San Francisco Bay Area Councils, IEEE Southern and Northern California Chapters, ERA; pp. 395-401.

Proceedings—IEEE Compcon 97; Feb. 23-26, 1997; Sponsored by IEEE Computer Society; Copyright © 1997 by the Institute of Electrical and Electronics Engineers, Inc.: Title: Pippin: Adapting PC Technology for the Technophobe.

Ricoh Camera SoftwareSpeed Images to PC; Dateline: Fremont, California, USA: Load-Date: Jul. 7, 1998; Copyright 1997 Post-Newsweek Business Information Inc.; 5 of 33 Documents Newsbytes, Feb. 24, 1997, Monday.

Ricoh Offers Highest Resolution Digital Camera with Lowest Price in its Class; Load Date: Feb. 12, 1997; Copyright 1997—Business Wire, Inc.; 1 of 8 Documents; Feb. 11, 1997, Tuesday.

Apple's New Professional Power Macintosh Computers Feature Performance, Design Innovation, and Aggressive Pricing, New Line Includes High-Performance Power PC Processors at 233 MHz; Load-Date: Feb. 18, 1997; Copyright © 1997 PR Newswire Association, Inc.; 1 of 3 Documents; Feb. 17, 1997, Monday.

Compaq Takes Multimedia to the Max; Launches All New Intel MMX Technology-Based Presario PCs; Load-Date: Jan. 9, 1997 Copyright © 1997—Business Wire, Inc.; 16 of 213 Documents; Jan. 8, 1997, Wednesday; 6 Pages.

Load-Date: May 23, 1997; Copyright © 1996—M2 Communications Ltd.; 1 of 213 Documents; Oct. 25, 1996.

Compaq Lowers U. S. Prices on Popular Presario Home PCs; Load Date: Nov. 15, 1996; Copyright © 1996—Business Wire, Inc.; 3 of 14 Documents; Nov. 14, 1996.

Ricoh Digital Camera RDC-2 Operational Manual; pp. 1-84.

Power Macintosh User's Guide; Apple Computer, Inc.; Copyright © 1996; 162 Pages.

Macintosh System 7.5 Upgrade Guide Apple Computer, Inc.; Copyright © 1994; 115 Pages.

Power Macintosh 9500/200—Technical Specifications 2 Pages.

Technical Information Specifications for Power Macintosh 9500 Series Computers; 14 Pages.

Compaq Product Specifications; QuickSpecs Compaq Presario 8712; Sep. 1996; Model Presario 8712; 3 Pages.

Bill Woodland (wcv@bga.com) Min Faq Again; Sunday, Sep. 8, 1996; 6 Pages.

Compaq—Compaq begins shipment of popular Presario 3000 and 1000 series home PCs; Oct. 25, 1996.

T. R. Reid, The Washington Post Staff Writer; Modem Trouble Underscores Need for Simpler Products; Nov. 8, 1993 Final Edition.

Full Motion Video Capture Card for \$199.00; Jul. 11, 1996; Copyright 1996; Newswire Association, Inc.

Microtest Announces DiscPort Tower™; Complete Plug-n-Play CD-ROM Networking Solution; Microtest Inc.—Mar. 10, 1995.

Julio Ojeda-Zapata, Staff Writer—News Bank Inc.—Access World News; Tech Toys/From Cell Phones to Time Machines, It's Gifts Yule Love; Dec. 9, 1996.

Charlie Paschal, Staff Writer—News Bank Inc.—Access World News; Adding Hardware Causes Problems; Jan. 13, 1997.

The Toronto Sun, Mar. 20, 1996, Wednesday, Final Edition; Technology Gets EZ; ByLine: Jeff Rickard; Copyright 1996 Toronto Sun Publishing Corporation; p. 1.

ProQuest—Microsoft's Plug and Play modems Offer Ease, Speed, Quality and Low Price Tag by Barry D. Bayer and Benjamin H. Cohen; The Daily Record, Baltimore, Md.: Nov. 8, 1996; p. 1.

ProQuest—The Atlanta Journal-Constitution; Personal Technology Computer Report External CD-ROM drive and important upgrade for laptop; Brit Hume & T. R. Reid. The Atlanta Constitution (pre-1997 Fulltext). Atlanta, Ga.: Sep. 17, 1995; p. G.4.

The Irish Times, Nov. 6, 1995, City Edition—Post Modem—Absolute Beginners: In the second article on getting started with comms, Fiachra O Marcaigh covers installing a new modem and making that first call; Byline: Fiachra O Marcaigh; pp. 1-4.

PR Newswire, Jun. 18, 1996, Tuesday—External, Parallel Port Backup System Now Available From Exabyte's Eagle@ Division; pp. 1-2.

M2 Presswire, Sep. 26, 1996, Shuttle Technology—Shuttle cuts cost of shuttle connection; Highlight: Adapter delivers low cost parallel port connectivity for SCSI peripherals; pp. 1-2.

M2 Presswire, Jun. 30, 1995—Memory Technology Announces a New Range of portable Backup and Storage Devices; pp. 1-2.

IBM® Technical Disclosure Bulletin; vol. 39 No. 01; Jan. 1996; Entitled: Device Drivers via the Access Bus; p. 135.

PR Newswire; Tuesday, Nov. 14, 1995; Entitled: ESS Technology Introduces First Single-Chip Audio Subsystem With Integrated music Synthesis and Full Windows 95 Plug and Play Support for Multi-Function Multimedia; pp. 1-3.

Gale Cengage Learning; USB and IEEE 1394: pretenders, contenders, or locks for ubiquitous desktop deployment? (Universal Serial Bus; IEEE 1394 Fire Wire) (includes related articles). Maury Wright. EDN 41.n9 (Apr. 25, 1996): pp. 79(8).

PR Newswire; Monday, Jan. 16, 1995; New Media Names Director of Sales; Company Positions Itself for a Another Record Breaking Year; pp. 1 and 2.

News Bank, Inc.—Access World News; Author/Byline: John Dodge; Entitled: Peripheral Vision Gates's Goof Notwithstanding, Windows USB Port Harbors Hope; Boston Globe—Wednesday, Apr. 29, 1998; Edition: Third; Section: Business; p. C4.

Oxford Reference Online Premium; A Dictionary of Computing (Plug and Play).

Special Report: 32-bit Windows; Author: Emily Leinfuss: Entitled: Windows Plug and Play Still Holds More Promise Than Payoff—It's here and helpful, but continued lack of devices drivers means plenty of "Plug and Pray" for IS; pp. 1-6.

(56)

References Cited

OTHER PUBLICATIONS

- Business Wire; Wednesday, Nov. 30, 1994; Entitled: Intelligent PC Products Get Ready for Window 95; PC Product Lines Adapted for Full Plug and Play Benefits; pp. 1-2.
- Business Wire; Wednesday, Nov. 2, 1994; Entitled: Sierra Unveils "Plug and Play" modem for ISA; New Auto Configuration Modem Supports Plug and Play Specification and Removes Setup Workload; pp. 1-2.
- Windows® 95; Plug and Play White Paper; Dated: Aug. 1995; Compaq Computer Corporation Compaq The lead Systems Partner for Windows® 95; pp. 1-6.
- Business Wire; Monday, Mar. 13, 1995; Adaptec I/O Solution First to Combine Bus Mastering and Plug and Play Technology; Industry-standard AHA-1540 Host Adapter Combines SCSI Performance and Compatibility With Plug and Play Simplicity; pp. 1-3.
- SCSI Standard Is Universal. (Small Computer Systems Interface) (Ask David Ramsey) question-and-answer (Column). David Ramsey. MacWEEK 7.n40 (Oct. 11, 1993); Full Text: Copyright 1993 Mac Publishing.
- ProQuest—Troubleshooting Tips and Tools; Steinberg, Gene. Macworld. San Francisco: Apr. 1994. vol. 11, Iss. 4; p. 102, 5 Pages.
- ProQuest—Memory Management for the Stand-Alone and Networked PC; Hannah, Stan A. Miller, Joseph B. Computers in Libraries. Westport: Mar. 1995. vol. 15, Iss. 3; p. 12.
- A Full-Featured Pentium® PCI-Based Notebook Computer; Author: Timothy F. Myers; Hewlett-Packard Journal; Dated Jun. 1996, Article 5; pp. 1-8.
- CD-ROM Drive F1197A for the HP OmniBook User's Guide; © Copyright Hewlett-Packard Company 1996; pp. 1-20.
- Digital HiNote VP 500 Series User's Guide; Digital Equipment Corporation; Dated Jul. 1996; © Copyright Digital Equipment Corporation 1996; pp. 1-123.
- Hard Drive: Seagate: ST51080N Medal 1080 1080 SCSI12 Fast; Dated Mar. 27, 2009. pp. 1-13.
- HP OmniBook 2000/5700 User's Guide (Windows 95); © Copyright Hewlett-Packard Company 1997; pp. 1-68.
- HP OmniBook 5000 User's Guide; Edition 1; Dated Oct. 1995; pp. 1-101.
- HP OmniBook 800 with MMX Technology; PC Magazine, Jan. 7, 1997; © Copyright Hewlett-Packard Company 1997.
- HP OmniBook Accessories User's Guide; © Copyright Hewlett-Packard Company 1995-1996; pp. 1-39.
- Quick Installation Guide; PCMCIA ATA Hard Drive; Simple Technology; Dated Dec. 1996. © Copyright 1996 Simple Technology Inc.; pp. 1-4.
- Proprietary Notice and Liability Disclaimer; © Copyright 1995 NEC Technologies, Inc.; pp. 1-280.
- SyQuest ezflyer™ 230MB; 230 MB Portable SCSI Removable Cartridge Hard Drive; Installation Guide for PC Compatible Systems © Copyright 1997 by SyQuest Technology; Index and pp. 1-35.
- US Robotics The Intelligent Choice in Information Access User's Guide; Sportster Voice 33.600 and 28.800 Faxmodem; © Copyright 1996 by U. S. Robotics; Index and pp. 1-55.
- Zip® 100™ Parallel Port Drive User's Manual; © Copyright © 2000; Iomega Corporation; Version 2.01—Dated Jun. 6, 2000; pp. 1-42.
- Load-Date, May 25, 1997; © Copyright 1996—M2 Communications Ltd., 1 of 213 Documents; Oct. 1996.
- R. A. Berkoff: IBM® Technical Disclosure Bulletin; vol. 37; No. 08; Aug. 1994; Entitled: Direct Access Storage Device/Small Computer Systems Interface Device Support for OS/2.
- Installing DeskLab, Gradient DeskLab 216 Misc. Matls (68 pgs).
- DeskLab 216 User Manual, Gradient DeskLab User's Manual: 1992 (225 pgs).
- 14-Bit, 2 MHz A-to-D SCSI substation for the Most Demanding Data Acquisition Applications, Analogic The World Resource for Precision Signal Technology, Bulletin No. 16-100452 Rev 0 3/92 xM, 1992 (4 pgs).
- 16-Bit Digital-to-Analog Converter Subsystem Attaches to Host SCSI Port, Analogic The World Resource for Precision Signal Technology, Bulletin No. 16-100xxx Rev x x/92 xM, 1992, (3 pgs).
- SCSI Real-Time Video Frame Grabber 8-Bit Monochrome with up to 8 Mbytes Memory, Analogic The World Resource for Precision Signal Technology, Bulletin No. 16-100424 Rev 2 2/92 2M, 1992 (4 pgs).
- 16 & 18-Bit, Stereo A/D Converters for Digital Audio, Crystal Semiconductor Corporation, Mar. 1992, pp. 5-23.
- Short, Kenneth L., *Microprocessors and Programmed Logic*, Library of Congress Cataloging in Publication Data, Prentice-Hall, Inc., 1981.
- Francis et al., Principles of interfacing computers to medical equipment, Bailliere's Clinical Obstetrics and Gynaecology, vol. 4, No. 4, Dec. 1990, ISBN 0-7020-1479-6, pp. 787-795.
- Programmer's Technical Reference for MSDOS and the IBM PC*, http://www.o3one.org/hwdocs/bios_doc/dorset22.html, pp. 1-213; Dave Williams, 1987, 1992.
- Ridge, Peter M., *The Book of SCSI A Guide for Adventurers*, Library of Congress 1995 (436 pgs).
- Universal Lab Interface User's Manual*, Vernier Software & Technology, pp. 1-40.
- Universal Lab Interface Software Developer's Guide*, Vernier Software & Technology, pp. 1-68.
- Lee et al., *A standardized Approach for Transducer Interfacing: Implementing IEEE-P1451 Smart Transducer Interface Draft Standards*, U.S. Department of Commerce, Oct. 1996 (34 pgs).
- Duncan, Ray, *Advanced MSDOS The Microsoft guide for Assembly Language and C programmers*. Library of Congress Cataloging in Publication Data, Microsoft Press, 1986.
- Johnson, Robert N., *Building Plug-and-Play Networked Smart Transducers*, Sensors Magazine, Oct. 1997, p. 1-19.
- Bove et al., Cheops: *A Reconfigurable Data-Flow System for Video Processing*, IEEE Transactions on Circuits and Systems for Video Technology, vol. 5, No. 2, Apr. 1995, pp. 140-149.
- Bove et al., Cheops: *A Reconfigurable Data-Flow System for Video Processing*, IEEE Transactions on Circuits and Systems for Video Technology, Apr. 5, 1995.
- Common Communication Interfaces for Networked Smart Sensors and Actuators*, SENSORS, Sep. 1995, pp. 14-23.
- Conway et al., *IEEE 1451.2: An Interpretation and Example Implementation*, IEEE Xplore, 2000, pp. 535-541.
- Miao, T., IEEE 1451.2, *A Network Independent Standard for Smart Transducers*, IEEE Xplore, 1998, pp. 1-4.
- Woods et al., *IEEE-P1451.2 Smart Transducer Interface Module*, pp. 25-39.
- Spoelder, et al., *Real-time data-acquisition within a standard UNIX environment: Advantages of a divide-and-conquer strategy*, Instrumentation and Measurement Technology Conference, 1993, IMTC/93 Conference Record., IEEE, pp. 1-4.
- Young et al., *Real-time Visualisation of Cardiac Arrhythmias*, IEEE Xplore, pp. 1244-1245.
- Fischer et al., *The PICmirco MCU as an IEEE 1451.2 Compatible Smart Transducer Interface Module (STIM)*, Microchip Technology, Inc. 2000, pp. 1-63.
- Lee, Kang, *The Proposed Smart Transducer Interface Standard*, IEEE Instrumentation and Measurement Technology Conference, 1998, pp. 129-135.
- Smart Transducer Module*, Telemonitor, Inc., Feb. 9, 2000.
- Gallagher, Paul K., *Vision Systems for Quality Control*, EG&G Teticon, ISBN™ 0-7803-2639-3, pp. 381-387.
- Yu, Ross Anthony, *A Field Programmable Gate Array Based Stream Processor for the Cheops Imaging System*, Massachusetts Institute of Technology, 1996, pp. 82.
- DeskLab, SCSI data collection/analysis box*, <http://gbppr.dyndns.org/10pht/blackcrwl/hamradio/voicecom/dspfaq2.txt>, Sep. 1990, p. 1.
- Applied Computer Science Group—Multimodal Human Computer Interaction (SFB360)*, <http://aiweb.techfak.uni-bielefeld.de/files/old-site/projects-perceptionprototype/welcome.html>, 2010, pp. 1-2.
- Cole et al., *A Telephone Speech Database of Spelled and Spoken Names*, Center for Spoken Language Understanding, pp. 1-7.
- Muthusamy, Yeshwant Kumar, *A Segmental Approach to Automatic Language Identification*, A dissertation of the Oregon Graduate Institute of Science and Technology, 1993, pp. 1-309.
- Muthusamy, et al., *The OGI Multi-Language Telephone Speech Corpus*, Oregon Graduate Institute of Science and Technology, pp. 1-9.

(56)

References Cited

OTHER PUBLICATIONS

Kletzander, Arno, *Strange SCSI devices*, Studentische Hilfskraft Informatik Sammlung Erlangen, 1983, p. 1.
16-Bit Multimedia Audio Codex, Crystal Semiconductor Corporation, 1993, pp. 1-53.
 Cole et al., *Telephone Speech Corpus Development At CSLU*, ICSLP-94, 1994, pp. 1-4.
 Cole, et al., *Corpus Development Activities at the center for Spoken Language Understanding*, Oregon Graduate Institute of Science and Technology, pp. 1-6.
 Document No. CM011691, p. 1.
Spontaneous Speech Translation in Multimedia Environment, 1995, pp. 1-216.
 Kluter et al., *Facts About the Verbomobil System*, pp. 6-65.
The Telephone Connection, From a stationary Prototype to Telephone Translation Services, pp. 3.
Tri/4 Program Shippable Products Catalog, Digital Equipment Corporation, 1992.
 Rubin et al., *HADES (Haskins Analysis Display and Experiment System)*, Haskins Laboratories, [www.http://www.haskins.yale.edu/](http://www.haskins.yale.edu/).
Third Party Product Announcements, The Florida SunFlash vol. 61, No. 2, 1994.

Ching, et al., *Development of a Large Vocabulary Speech Database for Cantonese*, IEEE, 1997, pp. 1775-1778.
 Cooley et al., *DeskLab A SCSI-Based Real-Time Data Acquisition Solution for UNIX & VMS Workstations*, IEEE Signal Processing Magazine, vol. 9, No. 1, 1992.
New Products, Computer 1991, pp. 76-78.
 Kibrick et al., *CCD Data Acquisition Systems at Lick and Keck Observatories*, Astronomical Data Analysis Software and Systems II, ASP Conference Series, vol. 52, 1993, pp. 277-288.
SAO/NASA ADS Astronomy Abstract Service, CCD Data Acquisition Systems at Lick and Keck Observatories, 1993, pp. 1-2.
 Wooters, Charles Clayton; *Lexical Modeling in a Speaker Independent Speech Understanding System*, International Computer Science Institute, 1993.
 Saunders, John; *Real-time Discrimination of Broadcast Speech/Music*, Sanders, A Lockheed Martin Co., 1996 pp. 993-996.
 Personal Information of Philip E. Rubin, pp. 1-13.
 Rules for Automatic Grapheme-to-Allophone Transcription in Slovene.
 Woods, Sam P., *The IEEE-P1451 Transducer to Microprocessor Interface*, Sensors, Jun. 1996, p. 43-47.

* cited by examiner

Fig. 1

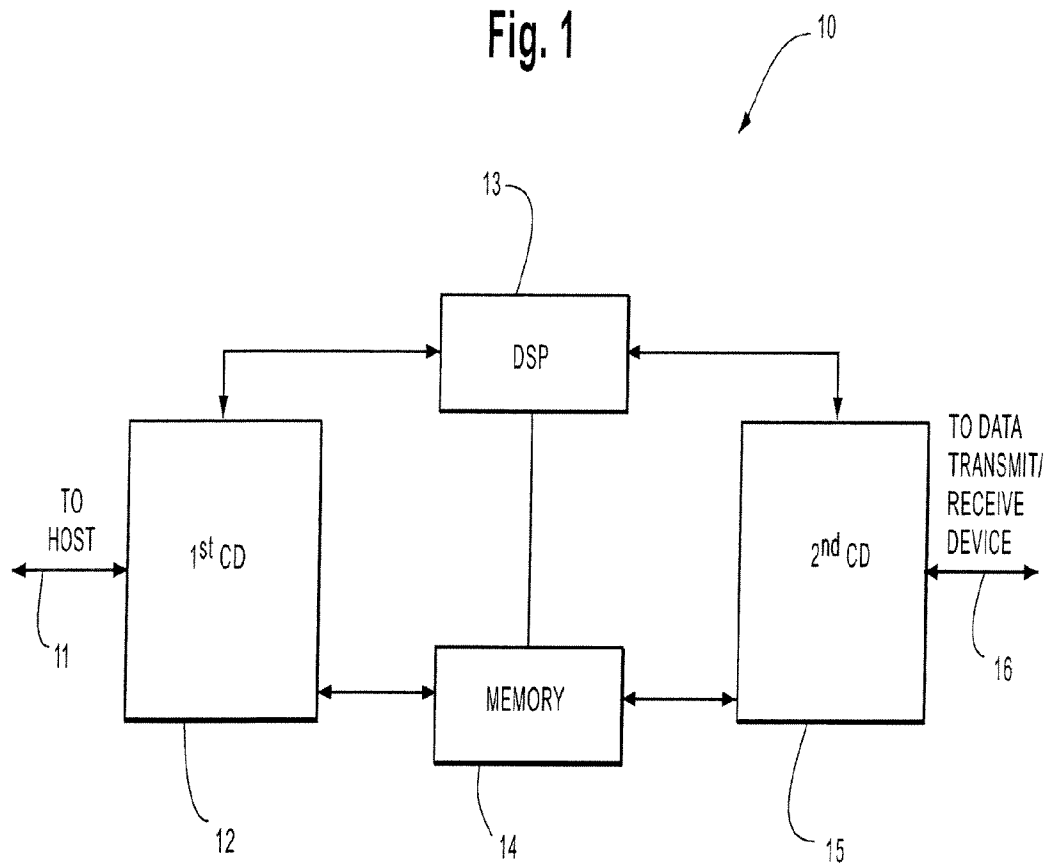
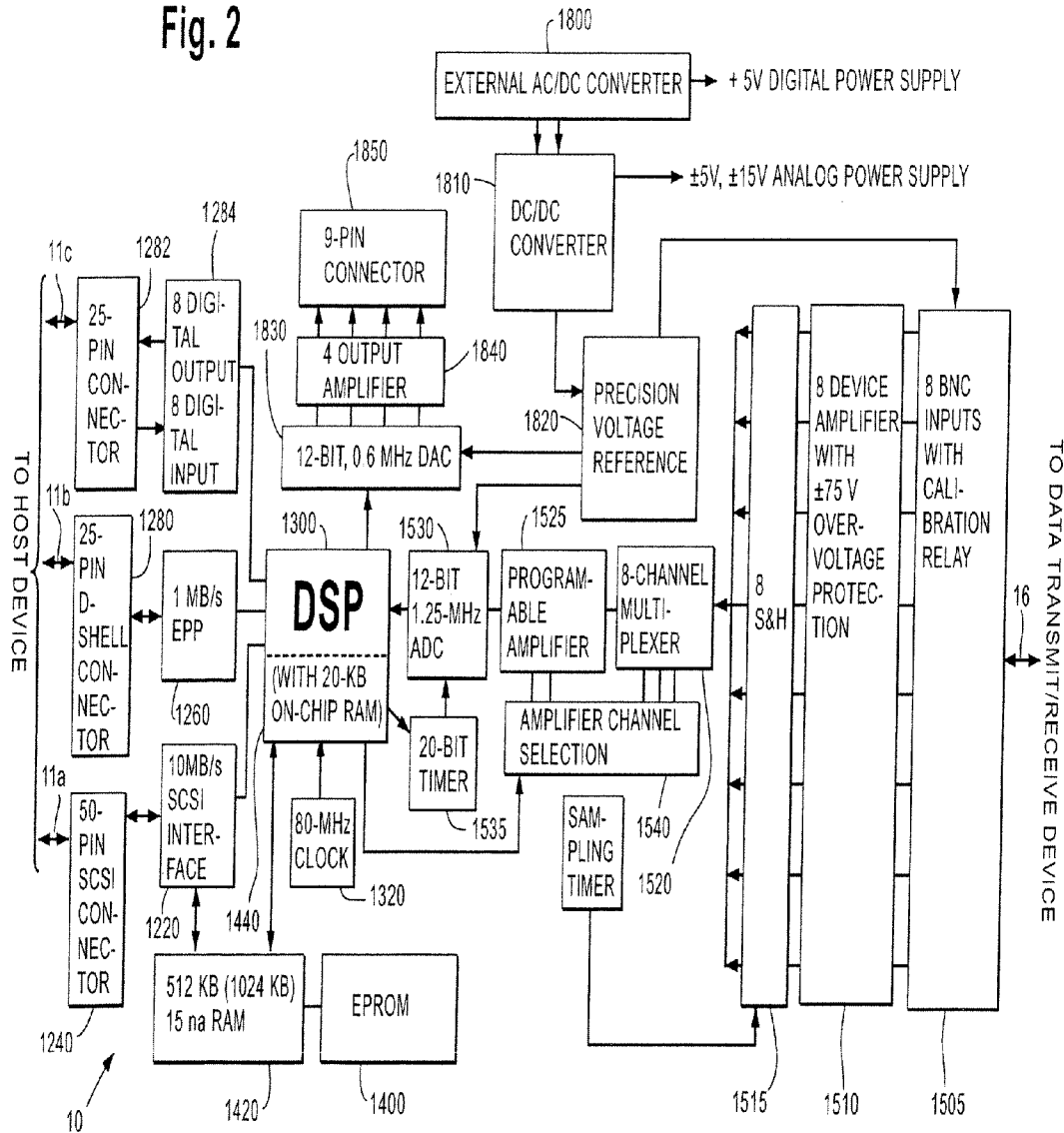


Fig. 2



1

ANALOG DATA GENERATING AND PROCESSING DEVICE HAVING A MULTI-USE AUTOMATIC PROCESSOR

CROSS-REFERENCE TO RELATED APPLICATIONS

This application is a continuation of application Ser. No. 11/078,778, filed Mar. 11, 2005, now expressly abandoned, which is a continuation of application Ser. No. 10/219,105, filed Aug. 15, 2002, now U.S. Pat. No. 6,895,449, which is a divisional of application Ser. No. 09/331,002, filed Jun. 14, 1999, now U.S. Pat. No. 6,470,399.

FIELD OF THE INVENTION

The present invention relates to the transfer of data and in particular to interface devices for communication between a computer or host device and a data transmit/receive device from which data is to be acquired or with which two-way communication is to take place.

BACKGROUND OF THE INVENTION

Existing data acquisition systems for computers are very limited in their areas of application. Generally such systems can be classified into two groups.

In the first group host devices or computer systems are attached by means of an interface to a device whose data is to be acquired. The interfaces of this group are normally standard interfaces which, with specific driver software, can be used with a variety of host systems. An advantage of such interfaces is that they are largely independent of the host device. However, a disadvantage is that they generally require very sophisticated drivers which are prone to malfunction and which limit data transfer rates between the device connected to the interface and the host device and vice versa. Further, it is often very difficult to implement such interfaces for portable systems and they offer few possibilities for adaptation with the result that such systems offer little flexibility.

The devices from which data is to be acquired cover the entire electrical engineering spectrum. In a typical case, it is assumed that a customer who operates, for example, a diagnostic radiology system in a medical engineering environment reports a fault. A field service technician of the system manufacturer visits the customer and reads system log files generated by the diagnostic radiology system by means of a portable computer or laptop for example. If the fault cannot be localized or if the fault is intermittent, it will be necessary for the service technician to read not only an error log file but also data from current operation. It is apparent that in this case fast data transfer and rapid data analysis are necessary.

Another case requiring the use of an interface could be, for example, when an electronic measuring device, e.g. a multimeter, is attached to a computer system to transfer the data measured by the multimeter to the computer. Particularly when long-term measurements or large volumes of data are involved it is necessary for the interface to support a high data transfer rate.

From these randomly chosen examples it can be seen that an interface may be put to totally different uses. It is therefore desirable that an interface be sufficiently flexible to permit attachment of very different electrical or electronic systems to a host device by means of the interface. To prevent operator error, it is also desirable that a service technician is not required to operate different interfaces in different ways for

2

different applications but that, if possible, a universal method of operating the interface be provided for a large number of applications.

To increase the data transfer rates across an interface, the route chosen in the second group of data acquisition systems for the interface devices was to specifically match the interface very closely to individual host systems or computer systems. The advantage of this solution is that high data transfer rates are possible. However, a disadvantage is that the drivers for the interfaces of the second group are very closely matched to a single host system with the result that they generally cannot be used with other host systems or their use is very ineffective. Further, such types of interface have the disadvantage that they must be installed inside the computer casing to achieve maximum data transfer rates as they access the internal host bus system. They are therefore generally not suitable for portable host systems in the form of laptops whose minimum possible size leaves little internal space to plug in an interface card.

A solution to this problem is offered by the interface devices of IOtech (business address: 25971 Cannon Road, Cleveland, Ohio 44146, USA) which are suitable for laptops such as the WaveBook/512 (registered trademark). The interface devices are connected by means of a plug-in card, approximately the size of a credit card, to the personal computer memory card association (PCMCIA) interface which is now a standard feature in laptops. The plug-in card converts the PCMCIA interface into an interface known in the art as Institute of Electrical and Electronics (IEEE) 1284. The said plug-in card provides a special printer interface which is enhanced as regards the data transfer rate and delivers a data transfer rate of approximately 2 MBps as compared with a rate of approx. 1 MBps for known printer interfaces. The known interface device generally consists of a driver component, a digital signal processor, a buffer and a hardware module which terminates in a connector to which the device whose data is to be acquired is attached. The driver component is attached directly to the enhanced printer interface thus permitting the known interface device to establish a connection between a computer and the device whose data is to be acquired.

In order to work with the said interface, an interface-specific driver must be installed on the host device so that the host device can communicate with the digital signal processor of the interface card. As described above, the driver must be installed on the host device. If the driver is a driver developed specifically for the host device, a high data transfer rate is achieved but the driver cannot be easily installed on a different host system. However, if the driver is a general driver which is as flexible as possible and which can be used on many host devices, compromises must be accepted with regard to the data transfer rate.

Particularly in an application for multi-tasking systems in which several different tasks such as data acquisition, data display and editing are to be performed quasi-simultaneously, each task is normally assigned a certain priority by the host system. A driver supporting a special task requests the central processing system of the host device for processor resources in order to perform its task. Depending on the particular priority assignment method and on the driver implementation, a particular share of processor resources is assigned to a special task in particular time slots. Conflicts arise if one or more drivers are implemented in such a way that they have the highest priority by default, i.e. they are incompatible, as happens in practice in many applications. It may occur that both drivers are set to highest priority which, in the worst case, can result in a system crash.

EP 0685799 A1 discloses an interface by means of which several peripheral devices can be attached to a bus. An interface is connected between the bus of a host device and various peripheral devices. The interface comprises a finite state machine and several branches each of which is assigned to a peripheral device. Each branch comprises a data manager, cycle control, user logic and a buffer. This known interface device provides optimal matching between a host device and a specific peripheral device.

The specialist publication IBM Technical Disclosure Bulletin, Vol. 38, No. 05, page 245; "Communication Method between Devices through FDD Interface" discloses an interface which connects a host device to a peripheral device via a floppy disk drive interface. The interface consists in particular of an address generator, an modified frequency modulation (MFM) encoder/decoder, a serial/parallel adapter and a format signal generator. The interface makes it possible to attach not only a floppy disk drive (FDD) but also a further peripheral device to the FDD host controller of a host device. The host device assumes that a floppy disk drive is always attached to its floppy disk drive controller and communication is initiated if the address is correct. However, this document contains no information as to how communication should be possible if the interface is connected to a multi-purpose interface instead of to a floppy disk drive controller.

SUMMARY OF THE INVENTION

It is the object of the present invention to provide an interface device for communication between a host device and a data transmit/receive device whose use is host device-independent and which delivers a high data transfer rate.

The present invention is based on the finding that both a high data transfer rate and host device-independent use can be achieved if a driver for an input/output device customary in a host device, normally present in most commercially available host devices, is utilized. Drivers for input/output devices customary in a host device which are found in practically all host devices are, for example, drivers for hard disks, for graphics devices or for printer devices. As however the hard disk interfaces in common host devices which can be, for example, IBM personal computers (PCs), IBM-compatible PCs, Commodore PCs, Apple computers or even workstations, are the interfaces with the highest data transfer rate, the hard disk driver is utilized in the preferred embodiment of the interface device of the present invention. Drivers for other storage devices such as floppy disk drives, compact disk read-only memory (CD-ROM) drives or tape drives could also be utilized in order to implement the interface device according to the present invention.

As described in the following, the interface device according to the present invention is to be attached to a host device by means of a multi-purpose interface of the host device which can be implemented, for example, as a small computer systems interface (SCSI) interface or as an enhanced printer interface. Multi-purpose interfaces comprise both an interface card and specific driver software for the interface card. The driver software can be designed so that it can replace the basic input/output system (BIOS) driver routines. Communication between the host device and the devices attached to the multi-purpose interface then essentially takes place by means of the specific driver software for the multi-purpose interface and no longer primarily by means of BIOS routines of the host device. Recently however drivers for multi-purpose interfaces can also already be integrated in the BIOS system of the host device as, alongside classical input/output interfaces, multi-purpose interfaces are becoming increasingly common

in host devices. It is of course also possible to use BIOS routines in parallel with the specific driver software for the multi-purpose interface, if this is desired.

The interface device according to the present invention comprises a processor means, a memory means, a first connecting device for interfacing the host device with the interface device, and a second connecting device for interfacing the interface device with the data transmit/receive device. The interface device is configured by the processor means and the memory means in such a way that the interface device, when receiving an inquiry from the host device via the first connecting device as to the type of a device attached to the host device, sends a signal, regardless of the type of the data transmit/receive device, to the host device via the first connecting device which signals to the host device that it is communicating with an input/output device. The interface device according to the present invention therefore simulates, both in terms of hardware and software, the way in which a conventional input/output device functions, preferably that of a hard disk drive. As support for hard disks is implemented as standard in all commercially available host systems, the simulation of a hard disk, for example, can provide host device-independent use. The interface device according to the present invention therefore no longer communicates with the host device or computer by means of a specially designed driver but by means of a program which is present in the BIOS system (Basic Input/Output System) and is normally precisely matched to the specific computer system on which it is installed, or by means of a specific program for the multi-purpose interface. Consequently, the interface device according to the present invention combines the advantages of both groups. On the one hand, communication between the computer and the interface takes place by means of a host device-specific BIOS program or by means of a driver program which is matched to the multi-purpose interface and which could be regarded as a "device-specific driver". On the other hand, the BIOS program or a corresponding multi-purpose interface program which operates one of the common input/output interfaces in host systems is therefore present in all host systems so that the interface device according to the present invention is host device-independent.

BRIEF DESCRIPTION OF THE DRAWINGS

In the following, preferred embodiments of the present invention will be explained in more detail with reference to the drawings enclosed, in which:

FIG. 1 shows a general block diagram of the interface device according to the present invention; and

FIG. 2 shows a detailed block diagram of an interface device according to a preferred embodiment of the present invention.

DETAILED DESCRIPTION OF THE PREFERRED EMBODIMENTS

It should be understood that the title of this section of this specification, namely, "Detailed Description Of The Invention", relates to a requirement of the United States Patent Office, and does not imply, nor should be inferred to limit the subject matter disclosed herein.

FIG. 1 shows a general block diagram of an interface device 10 according to the present invention. A first connecting device 12 of the interface device 10 can be attached to a host device (not shown) via a host line 11. The first connecting device is attached both to a digital signal processor 13 and to a memory means 14. The digital signal processor 13 and the

5

memory means **14** are also attached to a second connecting device **15** by means of bi-directional communication lines (shown for all lines by means of two directional arrows). The second connecting device can be attached by means of an output line **16** to a data transmit/receive device which is to receive data from the host device or from which data is to be read, i.e. acquired, and transferred to the host device. The data transmit/receive device itself can also communicate actively with the host device via the first and second connecting device, as described in more detail in the following.

Communication between the host system or host device and the interface device is based on known standard access commands as supported by all known operating systems (e.g. DOS®, Windows®, Unix®). Preferably, the interface device according to the present invention simulates a hard disk with a root directory whose entries are "virtual" files which can be created for the most varied functions. When the host device system with which the interface device according to the present invention is connected is booted and a data transmit/receive device is also attached to the interface device **10**, usual BIOS routines or multi-purpose interface programs issue an instruction, known by those skilled in the art as the INQUIRY instruction, to the input/output interfaces in the host device. The digital signal processor **13** receives this inquiry instruction via the first connecting device and generates a signal which is sent to the host device (not shown) again via the first connecting device **12** and the host line **11**. This signal indicates to the host device that, for example, a hard disk drive is attached at the interface to which the INQUIRY instruction was sent. Optionally, the host device can send an instruction, known by those skilled in the art as "Test Unit Ready", to the interface device to request more precise details regarding the queried device.

Regardless of which data transmit/receive device at the output line **16** is attached to the second connecting device, the digital signal processor **13** informs the host device that it is communicating with a hard disk drive. If the host device receives the response that a drive is present, it then sends a request to the interface device **10** to read the boot sequence which, on actual hard disks, normally resides on the first sectors of the disk. The digital signal processor **13**, whose operating system is stored in the memory means **14**, responds to this instruction by sending to the host device a virtual boot sequence which, in the case of actual drives, includes the drive type, the starting position and the length of the file allocation table (FAT), the number of sectors, etc., known to those skilled in the art. Once the host device has received this data, it assumes that the interface device **10** according to a preferred embodiment of the present invention is a hard disk drive. In reply to an instruction from the host device to display the directory of the "virtual" hard disk drive simulated by the interface device **10** with respect to the host device, the digital signal processor can respond to the host device in exactly the same way as a conventional hard disk would, namely by reading on request the file allocation table or FAT on a sector specified in the boot sequence, normally the first writable sector, and transferring it to the host device, and subsequently by transferring the directory structure of the virtual hard disk. Further, it is possible that the FAT is not read until immediately prior to reading or storing the data of the "virtual" hard disk and not already at initialization.

In a preferred embodiment of the present invention, the digital signal processor **13**, which need not necessarily be implemented as a digital signal processor but may be any other kind of microprocessor, comprises a first and a second command interpreter. The first command interpreter carries out the steps described above whilst the second command

6

interpreter carries out the read/write assignment to specific functions. If the user now wishes to read data from the data transmit/receive device via the line **16**, the host device sends a command, for example "read file xy", to the interface device. As described above, the interface device appears to the host device as a hard disk. The second command interpreter of the digital signal processor now interprets the read command of the host processor as a data transfer command, by decoding whether "xy" denotes, for example, a "real-time input" file, a "configuration" file or an executable file, whereby the same begins to transfer data from the data transmit/receive device via the second connecting device to the first connecting device and via the line **11** to the host device.

Preferably, the volume of data to be acquired by a data transmit/receive device is specified in a configuration file described in the following by the user specifying in the said configuration file that a measurement is to last, for example, five minutes. To the host device the "real-time input" file then appears as a file whose length corresponds to the anticipated volume of data in those five minutes. Those skilled in the art know that communication between a processor and a hard disk consists of the processor transferring to the hard disk the numbers of the blocks or clusters or sectors whose contents it wishes to read. By reference to the FAT the processor knows which information is contained in which block. In this case, communication between the host device and the interface device according to the present invention therefore consists of the very fast transfer of block numbers and preferably of block number ranges because a virtual "real-time input" file will not be fragmented. If the host device now wants to read the "real-time input" file, it transfers a range of block numbers to the interface device, whereupon data commences to be received via the second connecting device and data commences to be sent to the host device via the first connecting device.

In addition to the digital signal processor instruction memory, which comprises the operating system of the digital signal processor and can be implemented as an erasable programmable read-only memory (EPROM) or electrically erasable programmable read-only memory (EEPROM), the memory means **14** can have an additional buffer for purposes of synchronizing data transfer from the data transmit/receive device to the interface device **10** and data transfer from the interface device **10** to the host device.

Preferably, the buffer is implemented as a fast random access memory or random access memory (RAM) buffer.

Further, from the host device the user can also create a configuration file, whose entries automatically set and control various functions of the interface device **10**, on the interface device **10** which appears to the host device as a hard disk. These settings can be, for example, gain, multiplex or sampling rate settings. By creating and editing a configuration file, normally a text file which is simple to understand with little prior knowledge, users of the interface device **10** are able to perform essentially identical operator actions for almost any data transmit/receive devices which can be attached to the second connecting device via the line **16**, thus eliminating a source of error arising from users having to know many different command codes for different applications. In the case of the interface device **10** according to the present invention it is necessary for users to note the conventions of the configuration file once only in order to be able to use the interface device **10** as an interface between a host device and almost any data transmit/receive device.

As a result of the option of storing any files in agreed formats in the memory means **14** of the interface device **10**, taking into account the maximum capacity of the memory

means, any enhancements or even completely new functions of the interface device **10** can be quickly implemented. Even files executable by the host device, such as batch files or executable files (BAT or EXE files), and also help files can be implemented in the interface device, thus achieving independence of the interface device **10** from any additional software (with the exception of the BIOS routines) of the host device. On the one hand, this avoids licensing and/or registration problems and, on the other hand, installation of certain routines which can be frequently used, for example an fast Fourier transformation (FFT) routine to examine acquired time-domain data in the frequency domain, is rendered unnecessary as the EXE files are already installed on the interface device **10** and appear in the virtual root directory, by means of which the host device can access all programs stored on the interface device **10**.

In a preferred embodiment of the present invention in which the interface device **10** simulates a hard disk to the host device, the interface device is automatically detected and readied for operation when the host system is powered up or booted. This corresponds to the plug-and-play standard which is currently finding increasingly widespread use. The user is no longer responsible for installing the interface device **10** on the host device by means of specific drivers which must also be loaded; instead the interface device **10** is automatically readied for operation when the host system is booted.

For persons skilled in the art it is however obvious that the interface device **10** is not necessarily signed on when the computer system is powered up but that a special BIOS routine or a driver for a multi-purpose interface can also be started on the host device during current operation of the computer system in order to sign on or mount the interface device **10** as an additional hard disk. This embodiment is suitable for larger workstation systems which are essentially never powered down as they perform, e.g. mail functions or monitor processes which run continuously, for example, in multi-tasking environments.

In the interface device according to the present invention an enormous advantage is to be gained, as apparent in the embodiment described in the following, in separating the actual hardware required to attach the interface device **10** to the data transmit/receive device from the communication unit, which is implemented by the digital signal processor **13**, the memory means **14** and the first connecting device **12**, as this allows a plurality of dissimilar device types to be operated in parallel in identical manner. Accordingly, many interface devices **10** can be connected to a host device which then sees many different "virtual" hard disks. In addition, any modification of the specific hardware symbolized by the second connecting device **15** can be implemented essentially without changing the operation of the interface device according to the present invention. Further, an experienced user can intervene at any time on any level of the existing second connecting device by making use of the above mentioned option of creating a configuration file or adding or storing new program sections for the second connecting device.

An important advantage of the interface device **10** of the present invention is that it also permits extremely high data transfer rates by using, for data interchange, the host device-own BIOS routines which are optimized for each host device by the host device manufacturer or BIOS system manufacturer, or by using driver programs which are normally optimized and included by the manufacturers of multi-purpose interfaces. Furthermore, due to the simulation of a virtual mass storage device, the data is managed and made available in such a way that it can be transferred directly to other storage media, e.g. to an actual hard disk of the host device without,

as it were, intervention of the host device processor. The only limitation to long-term data transfer at high speed is therefore imposed exclusively by the speed and the size of the mass storage device of the host device. This is the case as the digital signal processor **13** already formats the data read by the data transmit/receive device via the second connecting device **15** into block sizes suitable for a hard disk of the host device, whereby the data transfer speed is limited only by the mechanical latency of the hard disk system of the host device. At this point, it should be noted that normally data flow from a host device must be formatted in blocks to permit writing to a hard disk and subsequent reading from a hard disk, as known by those skilled in the art.

The said data transfer rate can be increased further by setting up a direct memory access (DMA) or RAM drive in the host system. As those skilled in the art know, the setting up of a RAM drive requires processor resources of the host device, with the result that the advantage of writing the data to a hard disk drive of the host device essentially without the need for processor resources is lost.

As described above, a data buffer can be implemented in the memory means **14** to permit independence in terms of time of the data transmit/receive device attached to the second connecting device from the host device attached to the first connecting device. This guarantees error-free operation of the interface device **10** even for time-critical applications in multi-tasking host systems.

FIG. 2 shows a detailed block diagram of an interface device **10** according to the present invention.

A digital signal processor (DSP) **1300** is, in a manner of speaking, the heart of the interface device **10**. The DSP can be any DSP but preferably has a 20-MB on-chip random access memory (RAM). Certain instruction sets, for example, can be stored in the RAM already integrated in the DSP. An 80-MHz clock generator is attached to the DSP **1300** in order to synchronize the DSP. The DSP implements a fast Fourier transformation (FFT) in real time and also optional data compression of the data to be transferred from the data transmit/receive device to the host device in order to achieve greater efficiency and to permit interoperation with host devices which have a smaller memory.

In the preferred embodiment of the interface device **10** shown in FIG. 2, the first connecting device **12** of FIG. 1 contains the following components: an SCSI interface **1220** and a 50-pin SCSI connector **1240** for attachment to an SCSI interface present on most host devices or laptops. The SCSI (small computer system interface) interface **1220** translates the data received via the SCSI connector **1240** into data understood by the DSP **1300**, as known by those skilled in the art. Further, the first connecting device **12** comprises an EPP (enhanced parallel port) with a data transfer rate of approx. 1 MBps which delivers a more moderate data transfer rate of 1 MBps by comparison to the data transfer rate of 10 MBps of the SCSI interface. The EPP **1260** is connected to a 25-pin D-shell connector **1280** to permit attachment to a printer interface of a host device for example. Optionally, the first connecting device **12** also comprises a 25-pin connector **1282** which permits the attachment of 8 digital outputs and 8 digital inputs **1284** at a host device.

Preferably, the second connecting device comprises 8 BNC inputs with the calibration relay **1505**, a block **1510** with 8 device amplifiers with an overvoltage protection of ± 75 V, this block being connected in turn to 8 sample/hold (S&H) circuits **1515**. The calibration relays are relays which permit controlled changeover between a test voltage and a calibration reference voltage. Each sample/hold circuit is connected to a corresponding input of an 8-channel multiplexer **1520**

which feeds its output signals via a programmable amplifier **1525** into an analog/digital converter (ADC) with 12 bit and 1.25 MHz **1530** and to the DSP **1300**. The ADC **1530** is controlled by means of a 20-bit timer **1535**, as known by persons skilled in the art. The programmable amplifier **1525** and the 8-channel multiplexer **1520** are controlled via an amplifier channel selection circuit **1540** which is in turn controlled by the DSP **1300**.

The complete interface device **10** is supplied with power by an external alternating current to direct current (AC/DC) converter **2230** which delivers a digital supply voltage of ± 5 V and is attached to a direct current to direct current (DC/DC) converter **2240** which can deliver analog supply voltages of ± 5 V and ± 15 V as required for the interface device **10**. Further, the direct current to direct current (DC/DC) converter controls a precision voltage reference **2250** which controls the 8 Bayonet Neill Concelman (BNC) inputs **1505** and the ADC **1530** as well as a digital/analog converter (DAC) **2260** which permits, via an output amplifier block with 4 output amplifiers **2270** and a 9-pin connector **2280**, analog output direct from the DSP **1300** to an output device, e.g. printer device or monitor device, which can be attached via the 9-pin connector **2280**, thus providing the option of monitoring the data transferred to the host device or also, for example, of viewing an FFT to obtain rapid and comprehensive data analysis without using processor time of the host device.

In FIG. 2 the memory means **14** of FIG. 1 is implemented by an EPROM **1400** which, in a preferred embodiment of the present invention, contains the operating system of the digital signal processor **1300**. A random access memory with an access time of 15 ns and a size of 512 KB or optionally 1024 KB **1420** serves as a data buffer to achieve independence in terms of time of the output line **16** from the output lines **11a**, **11b** and **11c** to the data transmit/receive device and to the host device respectively. As described above, in a preferred embodiment of the present invention the digital signal processor **1300** already contains a 20-KB on-chip RAM **1440** which can store certain instruction sets, functions and also smaller application software units.

The connection, symbolized by the line **16**, of the interface device **10** to any data transmit/receive device implements, by means of the blocks **1505-1535**, an analog input with a sampling rate of 1.25 MHz and quantization of 12 bits. There are 8 channels with an overvoltage protection of ± 75 V. By means of the programmable amplifier **1525** the channels can be programmed independently of each other in voltage ranges up to a maximum of ± 10 V. Unused channels can be grounded internally to reduce channel intermodulation. The block **1515** is implemented as a monolithic high-precision, high-speed sample/hold amplifier for simultaneous sampling of all channels. The precision voltage reference **1820** provides a high-precision, temperature-compensated monolithic energy gap voltage reference for auto-calibration of each channel and each gain. Further, offset fine adjustment for each channel is implemented by the same.

The blocks **1830**, **1840** and **1850** implement a direct analog output for the digital signal processor **1300**, and the DAC **1830** provides a data transfer rate of 625 kHz and a quantization of 12 bits. The block **1840** comprises 4 channels with a common output latch.

Further, the interface device **10** comprises a digital input/output device implemented by the blocks **1284** and **1282**. Here there are 8 digital inputs, 8 digital outputs with a common latch, and the digital port can be attached preferably to a side panel of the interface device **10** so that the port itself can easily be accessed.

The digital signal processor **1300** provides on-board digital data processing. In particular, it is a high-performance DSP with a clock speed of 80 MHz and a 20-bit timer **1535**.

As described above, the first connecting device **12** comprises the SCSI interface **1220** with a peak transfer rate of 10 MBps. An optional PCMCIA-to-SCSI adapter permits high-speed communication with laptop computers which are desirable and in widespread use, particularly by mobile service technicians. The EPP **1260** with its associated connector **1280** permits data transfer at a more moderate rate.

As described above, the interface device **10** is supplied with power by means of an external AC/DC adapter which has a universal power input (85-264 VAC, 47-63 Hz). Interference suppression complies with the standards EN 55022, curve B and FFC, Class B. Further, it is also in accordance with international safety regulations. TuV (Technischer Überwachungsverein), UL (Underwriters Laboratories), CSA (Canadian Standard Association). The interface device **10** is externally shielded and achieves a value of 55 dB at 30-60 MHz and a value of approximately 40 dB at 1 GHz, and therefore complies with the military standards (MILSTD) 285-1 standard.

As described above, communication between the host device and the multi-purpose interface can take place not only via drivers for input/output device customary in a host device which reside in the BIOS system of the host device but also via specific interface drivers which, in the case of SCSI interfaces, are known as multi-purpose interface ASPI (advanced SCSI programming interface) drivers. This ASPI driver, which can also be referred to as an ASPI manager, is specific to a special SCSI host adapter, i.e. to a special multi-purpose interface, and is normally included by the manufacturer of the multi-purpose interface. Generally speaking, this multi-purpose interface driver has the task of moving precisely specified SCSI commands from the host system program to the host system SCSI adapter. For this reason, the command set is almost identical to that of the SCSI interface itself. Essentially, only status and reset commands for the host adapter have been added.

The ASPI driver can be used if the hard disk was not already addressable at boot time or if the SCSI-related BIOS routines of the host computer were still disabled. Here too, the steps needed to initialize the interface device, preferably as a virtual hard disk, are similar to the steps taken when initializing at boot time.

In general terms, the ASPI manager comprises two sides. One side is the proprietary, hardware-oriented side. It is responsible for converting all commands into a form required by the corresponding multi-purpose interface. The hardware-oriented side of the ASPI driver is therefore matched to a very specific type of multi-purpose interface or SCSI interface. The other side is known as the user software side. This side is totally independent of the proprietary operating characteristics of the SCSI adapter and is therefore identical for all SCSI interfaces. This permits SCSI programming which is however independent of the individual SCSI adapter types.

In contrast to communication between the host device and the interface device according to the present invention on the basis of a BIOS driver, the use of such an ASPI driver for communication between the host device and the interface device according to the present invention allows various further possibilities of the SCSI multi-purpose interface to be exploited. In the case described above, the interface device which preferably signs on and behaves as a virtual hard disk is detected by the BIOS driver of the host computer at boot time and is configured as a hard disk. This step does not however support active requests sent by the interface device

11

to the host computer. If however the virtual hard disk wishes to write data actively to, for example, a hard disk of the host computer or wishes to initiate communication with the processor of the host computer, the host computer must recognize the request of the virtual hard disk and tolerate a further issuer of instructions on its bus. If the interface device behaves solely like a virtual hard disk, it would always receive and never issue commands. The BIOS has no objections to an additional issuer of commands that actively wishes to place data on the bus of the host device but the BIOS does not support the host device in recognizing corresponding requests of the interface device or in granting the interface device permission to access the bus.

Using the ASPI manager the interface device according to the present invention can now obtain active access to an SCSI hard disk of the host device connected to the same SCSI bus which, in contrast to the interface device, cannot be a virtual but a real SCSI mass storage device or also a further interface device according to the present invention. Thereupon, the interface device according to the present invention can write the desired data to the SCSI hard disk of the host computer totally independently of the host computer or can communicate with the same in some other manner. The interface device according to the present invention therefore initially behaves passively as a virtual hard disk and then, as required and using the driver software for the multi-purpose interface, actively on the same SCSI bus. This means however that the interface device according to the present invention, using a driver software for the multi-purpose interface which comprises the BIOS routines customary in host devices and simultaneously provides the option of active participation, can, regardless of the type of the data transmit/receive device attached to the second connecting device, behave initially as a virtual and at the same time passive hard disk but can, as required, participate actively on the bus so as to be able to initiate communication directly with other SCSI hard disks of the host device by bypassing the processor of the host device.

Using a standard interface of a host device, the interface device according to the present invention permits communication with any host device. By simulating an input/output device to the host device and, in a preferred embodiment, by simulating a virtual mass storage device, the interface device **10** is automatically supported by all known host systems without any additional sophisticated driver software. The simulation of a freely definable file structure on the "virtual" hard disk provides simple operation and expansion options and, through the implementation of any programs, independence from special software implemented on the host device. Help files included on the interface device **10** and plug-and-play support ensure ease of use even in portable, flexible host devices. Despite the very simple user interface, experienced users are free at any time to intervene in the functions of the interface device **10** on system level. The interface device **10** thus provides a universal solution which can cover the entire spectrum of possible data transmit/receive devices.

What is claimed is:

1. An analog data generating and processing device (ADGPD), comprising:

- an input/output (i/o) port;
- a program memory;
- a data storage memory;

a processor operatively interfaced with the i/o port, the program memory and the data storage memory;

wherein the processor is adapted to implement a data generation process by which analog data is acquired from each respective analog acquisition channel of a plurality of independent analog acquisition channels, the analog

12

data from each respective channel is digitized, coupled into the processor, and is processed by the processor, and the processed and digitized analog data is stored in the data storage memory as at least one file of digitized analog data;

wherein the processor also is adapted to be involved in an automatic recognition process of a host computer in which, when the i/o port is operatively interfaced with a multi-purpose interface of the host computer, the processor executes at least one instruction set stored in the program memory and thereby causes at least one parameter identifying the analog data generating and processing device, independent of analog data source, as a digital storage device instead of as an analog data generating and processing device to be automatically sent through the i/o port and to the multi-purpose interface of the computer (a) without requiring any end user to load any software onto the computer at any time and (b) without requiring any end user to interact with the computer to set up a file system in the ADGPD at any time, wherein the at least one parameter is consistent with the ADGPD being responsive to commands issued from a customary device driver;

wherein the at least one parameter provides information to the computer about file transfer characteristics of the ADGPD; and

wherein the processor is further adapted to be involved in an automatic file transfer process in which, when the i/o port is operatively interfaced with the multi-purpose interface of the computer, and after the at least one parameter has been sent from the i/o port to the multi-purpose interface of the computer, the processor executes at least one other instruction set stored in the program memory to thereby cause the at least one file of digitized analog data acquired from at least one of the plurality of analog acquisition channels to be transferred to the computer using the customary device driver for the digital storage device while causing the analog data generating and processing device to appear to the computer as if it were the digital storage device without requiring any user-loaded file transfer enabling software to be loaded on or installed in the computer at any time.

2. The analog data generating and processing device of claim **1** wherein the processor is configured to transmit to the computer active commands through the multi-purpose interface to access a system bus of the computer to enable communication directly with other devices of the computer while bypassing the computer processor.

3. The analog data generating and processing device of claim **2** wherein the active commands initiate active access to write data directly to a hard drive in the host computer independent of the host computer central processor.

4. The analog data generating and processing device of claim **1** is configured to allow at least one analog source to be attached thereto and detached therefrom.

5. The analog data generating and processing device of claim **1**, wherein the analog data generating and processing device is attached directly to at least one analog source.

6. The analog data generating and processing device of claim **1**, wherein the analog data generating and processing device is a stand alone device.

7. The analog data generating and processing device of claim **1**, wherein the input/output port further comprises a SCSI interface circuit.

8. The analog data generating and processing device of claim **1** wherein the at least one parameter identifies the analog data generating and processing device as a hard disk

13

drive and wherein data transfer between the analog data generating and processing device and the host computer is enabled by a hard disk driver program which is matched to the host computer and part of a manufacturer installed BIOS of the host computer.

9. The analog data generating and processing device of claim 1 further comprising at least one additional analog data generating and processing device coupled to the computer in parallel and each analog data generating and processing device attached to a different analog data source.

10. The analog data generating and processing device of claim 9, wherein at least some of the analog data sources are analog data sources of different types.

11. The analog data generating and processing device of claim 1 wherein processor is configured to format the digitized analog data into blocks of data with block sizes suitable for a hard disk of the computer.

12. The analog data generating and processing device of claim 1 further comprising a data buffer coupled to the processor to permit independence of time of data acquisition and data transfer to the host computer.

13. The analog data generating and processing device of claim 1 wherein each of the plurality of analog acquisition channels are independently programmable and further comprise a plurality of corresponding sample and hold amplifiers for simultaneous sampling on the plurality of analog acquisition channels to permit simultaneous analog data acquisition from a plurality of respective analog data sources.

14. The analog data generating and processing device of claim 1, wherein the analog data generating and processing device processor interprets a read command from the host computer as a data transfer command to initiate transfer of digitized analog data from the analog acquisition channels to the host computer.

15. The analog data generating and processing device of claim 1, wherein the analog data generating and processing device is adapted to be interfaced with the multi-purpose interface of the computer by means of a cable.

16. The analog data generating and processing device of claim 1, wherein at least one of the analog sources is a sensor that is operatively interfaced with the analog data generating and processing device and that is designed to generate the analog data.

17. The analog data generating and processing device of claim 1 wherein the processor is configured to transmit to the computer active commands through the multipurpose interface to access a system bus of the computer to enable communication directly with other devices of the computer while bypassing the computer processor without requiring the user to load enabling software.

18. The analog data generating and processing device of claim 1, wherein the plurality of analog acquisition channels are independently programmable.

19. The analog data generating and processing device of claim 1, wherein at least one analog source is designed to receive data from a host device.

20. The analog data generating and processing device of claim 1 wherein at least one analog source comprises a multimeter that is operatively interfaced with the analog data generating and processing device and that is designed to generate the analog data.

21. The analog data generating and processing device of claim 1, wherein the at least one parameter is consistent with the analog data generating and processing device being responsive to a SCSI inquiry command.

14

22. The analog data generating and processing device of claim 1, wherein the at least one parameter identifies the analog data generating and processing device as a digital mass storage device.

23. The analog data generating and processing device of claim 1, wherein the processor is configured to, when the processor is operatively interfaced with the multi-purpose interface of the computer and after the at least one parameter has been sent to the multi-purpose interface of the computer, execute at least one set of computer code stored in program memory and thereby cause analog data generating and processing device file system information to be automatically sent to the multipurpose interface without requiring any end user to interact with the computer to set up a file system in the analog data generating and processing device at any time.

24. The analog data generating and processing device of claim 23, wherein the analog data generating and processing device file system information comprises at least one indication of a file system type that is used to store the at least one file of digitized analog data in the data storage memory.

25. The analog data generating and processing device of claim 1, wherein the at least one parameter is consistent with the analog data generating and processing device being a digital mass storage device other than a magnetic floppy disk drive.

26. The analog data generating and processing device of claim 1,

wherein the processor is configured to cause, after the at least one parameter has been sent to the multipurpose interface, file allocation table information to be sent to the multipurpose interface,

wherein the processor is configured to cause a virtual boot sequence to be sent to the multipurpose interface which includes at least information that is representative of a number of sectors of a storage disk, and

wherein the file allocation table information includes at least a start location of a file allocation table.

27. The analog data generating and processing device of claim 26, further comprising the processor configured to implement a process to acquire digital data from at least one digital source.

28. The analog data generating and processing device of claim 1, wherein the processor comprises a single digital signal processor.

29. The analog data generating and processing device of claim 1, wherein the processor is configured to initiate a process by which digitized analog data are directly transferred to an input/output device.

30. The analog data generating and processing device of claim 1, wherein the processor is configured to allow an aspect of operation of the analog data generating and processing device other than the transfer of at least some of the digitized analog data from the data storage memory to the multi-purpose interface to be controlled by means of an external computer.

31. The analog data generating and processing device of claim 1, wherein the analog data generating and processing device comprises at least a portion of a medical device.

32. The analog data generating and processing device of claim 1, wherein the digitized analog data is processed by the processor performing a fast Fourier transform.

33. The analog data generating and processing device of claim 1, wherein the analog data generation and automatic file transfer at least partially overlap in time.

34. The analog data generating and processing device of claim 1 wherein at least one analog source is coupled to the

15

analog data generating and processing device and is designed for either one-way or two-way communication.

35. The analog data generating and processing device of claim 1, wherein the analog data generating and processing device is designed so that the at least one aspect of operation is controlled by means of a configuration file which includes specification of a volume of analog data to be acquired by specifying a measurement time.

36. The analog data generating and processing device of claim 1, wherein the analog data generating and processing device is designed to be responsive to a test unit ready command.

37. The analog data generating and processing device of claim 1 wherein the respective independent analog acquisition channels are coupled to an input connector for detachably connecting to a plurality of analog sources.

38. The analog data generating and processing device of claim 1 further comprising an input connector having at least one BNC input coupled to the processor through a respective independently programmable amplifier, a multiplexer, and an analog to digital converter.

39. An analog data generating and processing device (ADGPD) for acquiring analog data and for communicating with a host computer comprising:

a program, memory;

a data storage memory;

a digital processor configured to interface to a multi-purpose interface of the host computer, the program memory, and the data storage memory;

an analog to digital converter operatively coupled to the digital processor and configured to acquire analog data from each respective analog acquisition channel of a plurality of analog acquisition channels, the analog to digital converter configured to convert the acquired analog data to digitized acquired analog data and to couple the digitized acquired analog data from the plurality of analog acquisition channels into the digital processor for processing by the digital processor;

the digital processor configured to automatically generate and transmit to the host computer via the multipurpose interface an identification parameter which identifies the analog data generating and processing device to the host computer as a digital storage device but which is different than an analog data generating and processing device and independent of analog data source, and the processor communicating with the host computer through the multi-purpose interface as if the analog data generating and processing device were the digital storage device including transferring the digitized acquired analog data acquired from at least one of the analog acquisition channels, wherein the identification parameter is consistent with the ADGPD being responsive to commands issued from a customary device driver, using the customary device driver present for a digital storage device in the host computer without requiring the user to load the customary device driver; and

wherein the digital processor is configured to transmit to the host computer active commands through the multipurpose interface to access a system bus of the host computer to enable communication directly with other devices of the host computer while bypassing the host computer processor without requiring the user to load enabling software.

40. The analog data generating and processing device of claim 39, wherein the plurality of analog acquisition channels are independently programmable and further comprising a

16

plurality of corresponding sample and hold amplifiers configured to simultaneously sample the plurality of analog acquisition channels.

41. An analog data generating and processing device (ADGPD) for acquiring analog data and for communicating with a host computer which includes a manufacturer installed BIOS comprising:

a program memory;

a data storage memory;

a digital processor configured to interface to a multi-purpose interface of the host computer, the program memory, and the data storage memory;

an analog to digital converter operatively coupled to the digital processor and configured to simultaneously acquire analog data from each respective analog source of a plurality of analog sources on a respective one of a plurality of independent analog acquisition channels, the analog to digital converter configured to convert the acquired analog data to digitized acquired analog data and to couple the digitized acquired analog data into the digital processor for processing by the digital processor;

the digital processor configured to automatically generate and transmit to the host computer via the multipurpose interface an identification parameter which identifies the analog data generating and processing device to the host computer as a digital mass storage device but which is different than an analog data generating and processing device and independent of the analog sources, and the processor communicating with the host computer through the multi-purpose interface as if the analog data generating and processing device were the digital mass storage device including transferring the digitized analog data acquired from at least one of the analog sources, wherein the identification parameter is consistent with the ADGPD being responsive to commands issued from a customary device driver, using the customary device driver present in the BIOS of the host computer for the digital mass storage device in the host computer without requiring the user to load the customary device driver.

42. The analog data generating and processing device of claim 41, wherein the digital processor is configured to transmit to the host computer active commands through the multipurpose interface to access a system bus of the host computer to enable communication directly with other devices of the host computer while bypassing the host computer processor without requiring the user to load enabling software.

43. An analog data generating and processing method for acquiring analog data and for communicating with a host computer comprising:

operatively interfacing an analog data device including a digital processor, a program memory and a data storage memory, to a multi-purpose interface of the host computer;

acquiring analog data on each respective analog acquisition channel of a plurality of independent analog acquisition channels, converting the acquired analog data to digitized acquired analog data, and coupling the digitized acquired analog data into the digital processor for processing by the digital processor;

automatically generating and transmitting to the host computer via the multipurpose interface an identification parameter which identifies the analog data generating and processing device to the host computer as a digital storage device but which is different than an analog data device, and independent of analog data source, and the analog data generating and processing device communicating with the host computer through the multi-pur-

pose interface as if the analog data generating and processing device were the digital storage device including transferring the digitized acquired analog data acquired from at least one of the analog acquisition channels, wherein the identification parameter is consistent with the ADGPD being responsive to commands issued from a customary device driver, using the customary device driver present for the customary digital storage device in the host computer without requiring the user to load the device driver.

44. The analog data generating and processing method of claim 43, further comprising transmitting to the host computer, from the analog device, active commands through the multipurpose interface to access a system bus of the host computer to enable communication directly with other devices of the host computer while bypassing the host computer processor without requiring the user to load enabling software.

45. The analog data generating and processing method of claim 43 wherein the plurality of analog acquisition channels are independently programmable and further comprising a plurality of corresponding sample and hold amplifiers configured to simultaneously sample a plurality of the plurality of analog acquisition channels.

* * * * *